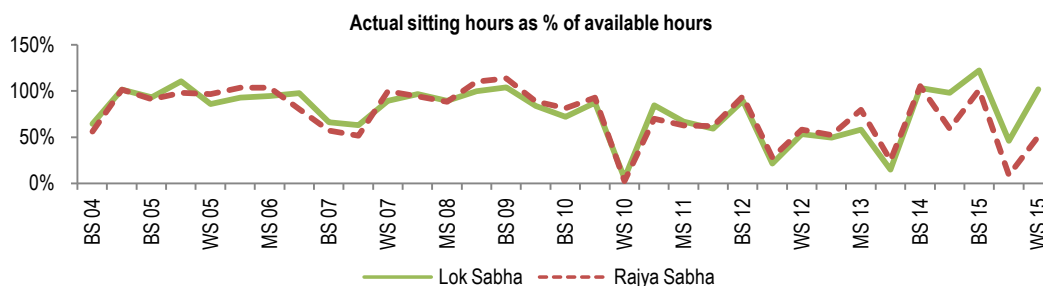


Vital Stats

Functioning of Parliament in Winter Session 2015

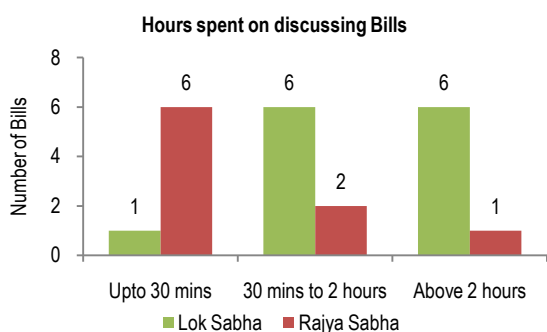
This note presents data regarding Parliament’s productivity during Winter Session 2015.

Lok Sabha has been more productive than Rajya Sabha in the last four sessions



- During this session, Lok Sabha worked for 98% of its scheduled time, whereas Rajya Sabha worked for 51% of its scheduled time.
- Over the years, the productivity of Lok Sabha and Rajya Sabha has been similar, with a few instances of one House performing marginally better than the other. However, in the last four sessions, the average productivity of Lok Sabha has been 97% and the average productivity of Rajya Sabha has been 62%.
- In this session, the majority of productive time was spent on non legislative business, which included discussions on issues related to price rise, drought and floods, and a two-day special sitting on Commitment to India’s Constitution.

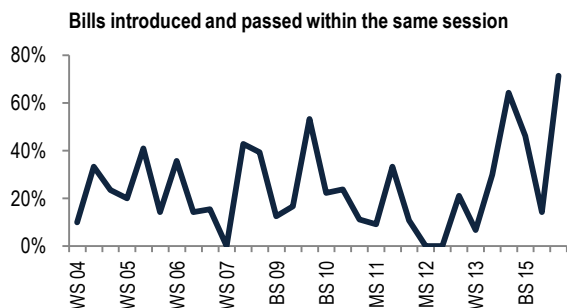
Rajya Sabha spent less time debating Bills and passed 6 Bills without discussion



Note: Does not include Appropriation Bills.

- Eight Bills were passed by Parliament in this session.
- Lok Sabha spent more time debating Bills as compared to Rajya Sabha in this session. Lok Sabha discussed 13 Bills for 28 hours, whereas Rajya Sabha discussed 9 Bills for 8 hours.
- While Rajya Sabha passed 7 Bills, 6 of these were passed without any discussion.

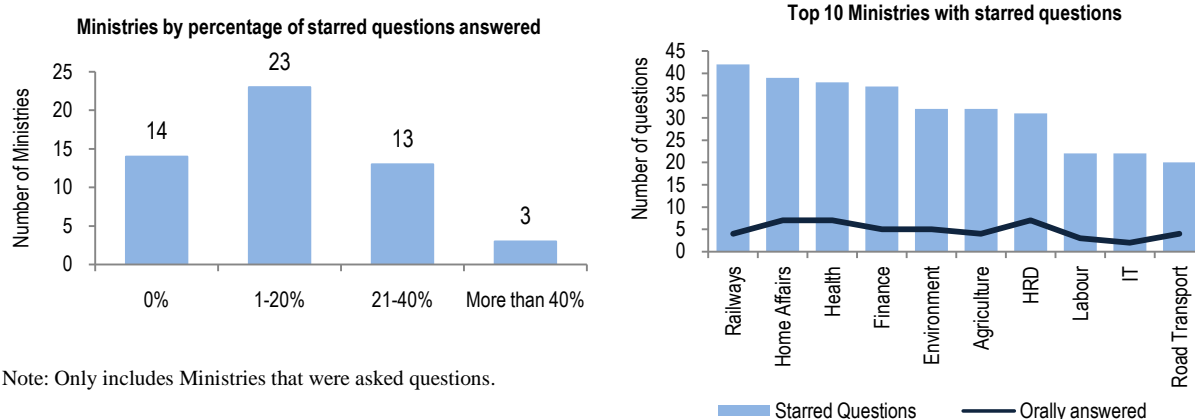
71% of Bills were introduced and passed within this session



Note: Data does not include Bills to replace Ordinances.

- In the last 10 years, this session saw the highest proportion (71%) of Bills being introduced and passed within the same session.
- Seven Bills (excluding Ordinances) were introduced. Of these, five Bills were passed without being referred to any Parliamentary Committee. The Insolvency and Bankruptcy Code, 2015 was referred to a Joint Committee consisting of MPs from both Houses.
- Typically, Committees examine Bills in detail, and get inputs from experts and stakeholders.

14 Ministries did not answer any starred questions orally, during Question Hour



Note: Only includes Ministries that were asked questions.

- Starred questions are questions which need to be answered orally, by the Minister, in the House. In this session, the government answered 21% of the starred questions orally in Lok Sabha, and 10% in Rajya Sabha.
- Out of the 53 Ministries that were asked questions in either house, 14 did not answer any question orally. These include the Ministries of Commerce, Defence, and Mines.
- Only three Ministries answered more than 40% of the questions orally. These are Ministries of Chemicals and Fertilisers, Earth Sciences and New and Renewable energy.
- The maximum numbers of starred questions were posed to the Ministries of Railways, Home Affairs, Health and Finance. However, all of these ministries answered less than 20% of the questions orally. For example, out of 42 questions posed to Railways Ministry, only four questions (10%) were answered orally.

Data sources: Lok Sabha and Rajya Sabha websites as on December 22, 2015.

DISCLAIMER: This document is being furnished to you for your information. You may choose to reproduce or redistribute this report for non-commercial purposes in part or in full to any other person with due acknowledgement of PRS Legislative Research ("PRS"). The opinions expressed herein are entirely those of the author(s). PRS makes every effort to use reliable and comprehensive information, but PRS does not represent that the contents of the report are accurate or complete. PRS is an independent, not-for-profit group. This document has been prepared without regard to the objectives or opinions of those who may receive it.