

HEALTH SECTOR FINANCING BY CENTRE AND STATES/UTs IN INDIA

[2009-10 to 2012-13]



Compiled by:
National Health Accounts Cell
Ministry of Health & Family Welfare
Government of India

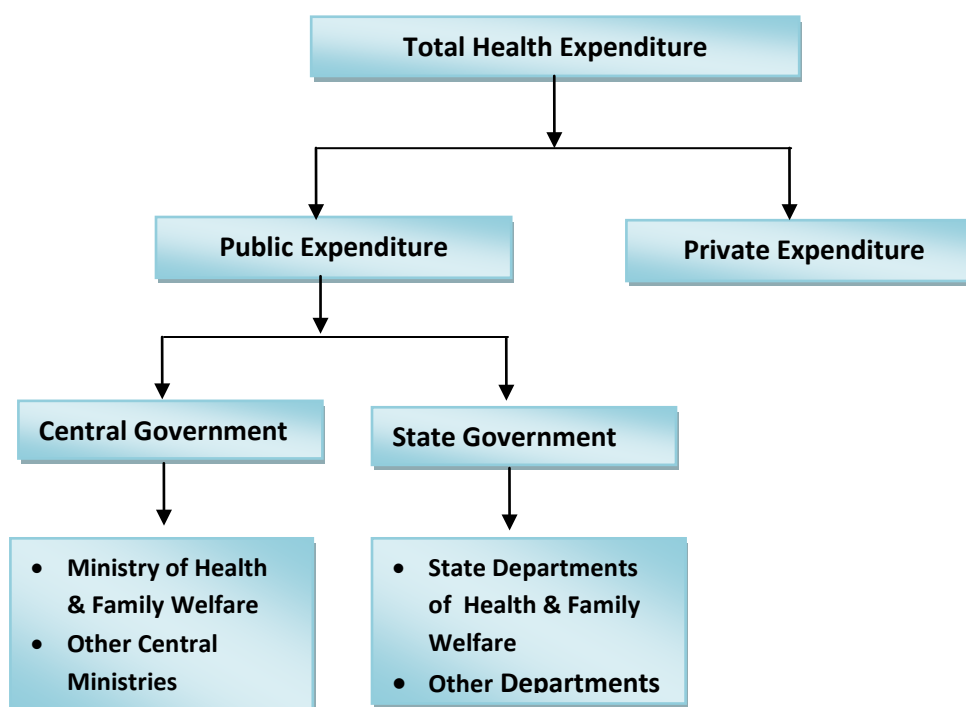
List of Tables

Table:1	Public Expenditure in Health by States & Union Territories	Page 5
Table:2	Public Health Expenditure 2009-10 (Actual)	Page 14-15
Table:3	Public Health Expenditure 2010-11(Actual)	Page 17-18
Table:4	Public Health Outlay 2011-12(RE)	Page 20-21
Table:5	Public Health Outlay 2012-13(BE)	Page 23-24
Table:6	Medical & Public Health Expenditure 2009-10 (Actual) Scheme Wise	Page 26-30
Table:7	Medical & Public Health Expenditure 2010-11 (Actual) Scheme Wise	Page 32-36
Table:8	Medical & Public Health Outlay 2011-12 (RE) Scheme Wise	Page 38-42
Table:9	Medical & Public Health Outlay 2012-13 (BE) Scheme Wise	Page 44-48
Table:10	Union Territories Medical & Public Health Expenditure/Outlay	Page 50
Table:11	Plan & Non Plan Breakup of Public Health Expenditure by States	Page 51

List of Charts

Chart: 1.1-1.35	Trends in States/UTs Public Health Expenditure/Outlay	Pages 6-11
Chart: 1.36-1.39	State wise Percentage Distribution of Health Expenditure/Outlay	Pages 12-13
Chart: 2.1	Percentage Distribution of Public Health Expenditure on Revenue and Capital during 2009-10 (Actual)	Page 16
Chart: 3.1	Percentage Distribution of Public Health Expenditure on Revenue and Capital during 2010-11(Actual)	Page 19
Chart: 4.1	Percentage Distribution of Public Health Outlay on Revenue and Capital during 2011-12 (RE)	Page 22
Chart: 5.1	Percentage Distribution of Public Health Outlay on Revenue and Capital during 2012-13 (BE)	Page 25
Chart: 6.1	Component Wise Breakup under Medical & Public Health 2009-10 (Actual)	Page 31
Chart: 6.2	Component Wise Breakup under Family Welfare 2009-10 (Actual)	Page 31
Chart: 7.1	Component Wise Breakup under Medical & Public Health 2010-11 (Actual)	Page 37
Chart: 7.2	Component Wise Breakup under Family Welfare 2010-11 (Actual)	Page 37
Chart: 8.1	Component Wise Breakup under Medical & Public Health 2011-12 (RE)	Page 43
Chart: 8.2	Component Wise Breakup under Family Welfare 2011-12 (RE)	Page 43
Chart: 9.1	Component Wise Breakup under Medical & Public Health 2012-13 (BE)	Page 49
Chart: 9.2	Component Wise Breakup under Family Welfare 2012-13 (BE)	Page 49
Chart: 10.1	Percentage Distribution of Public Health Expenditure in Union Territories during 2010-11 (Actual)	Page 50
Chart: 11.1	Percentage Distribution of Plan & Non Plan Expenditure in Total Public Health Expenditure	Page 52

Sources of Data



****This document does not capture Private Expenditure on Health**

Public Expenditure

Public expenditure data has been sourced from the States' budget documents, detailed demand for grants of Ministry of Health & Family Welfare and other Central Ministries/Departments. This document gives in totality classification under plan and non-plan and provides actual expenditure, budget and revised estimates under the different schemes/programmes in the health sector. Budgetary accounting presents these data under different heads-major, sub-major and minor heads representing functions, sub-functions and the programmes.

In case of health expenditure, the relevant major heads are 2210 – Revenue Expenditure on Medical and Public Health, 2211 - Revenue Expenditure on Family Welfare, 4210 - Capital Expenditure on Medical and Public Health and 4211- Capital Expenditure on Family Welfare. For the year 2009-10, public expenditure figures have been taken from the demand for grants of 2011–12 for states and central ministries and these figures have been validated with the figures given in the respective Annual Financial Statements. Included under public expenditure is the expenditure incurred under major heads 2210, 2211, 4210 and 4211 irrespective of the department through which these resources are channelized. It also includes all other expenditure heads appearing under Ministry of Health & Family Welfare, the Demand for Grants of Health and Family Welfare departments of State governments and the expenditure on medical reimbursement or treatment of employees of State Governments. Additionally for the Central Government, medical expenditure incurred by the Ministries of Defence, Posts, Railways, Science & Technology, Mines and Labour & Employment have been covered as these Ministries contribute a significant proportion towards health spending.

Disclaimer:

Health Sector financing data provided here is provisional and subject to change. While due care has been taken in the compilation and presentation of the data, it may be noted that the Department of Health & Family Welfare, shall not be responsible for any errors or Omissions or for the results obtained from the use of this information. The Department of Health & Family Welfare has no Financial liability whatsoever to the users of this data.

Table:1 Public Expenditure in Health by States & Union Territories (Rs. in 000)								
	2009-10 (Actual)	(%)	2010-11 (Actual)	(%)	2011-12 (RE)	(%)	2012-13 (BE)	(%)
Andhra Pradesh	43,182,499	9.30	49,904,429	9.27	62,583,563	9.26	73,980,669	9.28
Arunachal Pradesh	2,359,061	0.51	2,890,013	0.54	3,306,072	0.49	2,458,494	0.31
Assam	14,287,900	3.08	13,553,015	2.52	19,155,285	2.84	21,999,123	2.76
Bihar	16,777,612	3.61	17,973,897	3.34	31,066,177	4.60	32,929,420	4.13
Chhattisgarh	8,034,660	1.73	8,644,291	1.61	14,770,065	2.19	15,520,726	1.95
Delhi	19,988,092	4.31	23,618,485	4.39	27,577,705	4.08	33,051,480	4.15
Goa	2,959,533	0.64	3,480,554	0.65	4,734,760	0.70	4,508,180	0.57
Gujarat	23,181,508	4.99	30,415,972	5.65	34,499,514	5.11	46,413,160	5.82
Haryana	11,637,317	2.51	11,632,069	2.16	16,073,871	2.38	17,753,006	2.23
Himachal Pradesh	7,092,641	1.53	8,771,150	1.63	9,407,225	1.39	11,284,873	1.42
Jammu & Kashmir	8,074,134	1.74	9,509,988	1.77	16,970,063	2.51	18,037,603	2.26
Jharkhand	7,232,178	1.56	8,738,662	1.62	14,993,629	2.22	15,463,853	1.94
Karnataka	22,664,433	4.88	28,251,914	5.25	33,811,950	5.00	43,558,432	5.46
Kerala	17,215,533	3.71	20,637,544	3.83	27,910,761	4.13	33,173,581	4.16
Madhya Pradesh	16,879,824	3.64	21,852,645	4.06	29,375,342	4.35	36,436,406	4.57
Maharashtra	39,113,200	8.43	46,821,748	8.70	58,588,718	8.67	67,044,159	8.41
Manipur	2,082,606	0.45	3,042,900	0.57	4,417,600	0.65	3,579,700	0.45
Meghalaya	2,321,879	0.50	2,985,420	0.55	3,515,242	0.52	3,971,614	0.50
Mizoram	2,580,345	0.56	1,830,304	0.34	2,167,997	0.32	1,854,996	0.23
Nagaland	2,413,099	0.52	3,154,476	0.59	3,645,414	0.54	3,582,507	0.45
Odisha	12,621,175	2.72	13,082,348	2.43	15,856,865	2.35	18,428,159	2.31
Puducherry	2,769,501	0.60	2,904,291	0.54	3,596,034	0.53	4,438,579	0.56
Punjab	10,845,494	2.34	13,565,075	2.52	20,248,241	3.00	25,891,232	3.25
Rajasthan	24,294,422	5.23	26,139,925	4.86	37,204,898	5.51	39,148,575	4.91
Sikkim	1,252,814	0.27	1,514,752	0.28	2,271,208	0.34	2,556,299	0.32
Tamil Nadu	36,049,574	7.77	45,802,923	8.51	46,140,977	6.83	54,448,143	6.83
Tripura	2,773,476	0.60	2,533,943	0.47	4,118,402	0.61	3,242,781	0.41
Uttar Pradesh	60,898,625	13.12	65,531,922	12.17	73,992,881	10.95	96,929,884	12.16
Uttarakhand	5,267,052	1.13	6,950,050	1.29	8,594,405	1.27	11,048,545	1.39
West Bengal	33,362,336	7.19	38,458,523	7.14	40,241,547	5.96	48,918,351	6.14
Andaman & Nicobar	1,345,429	0.29	1,301,498	0.24	1,579,441	0.23	1,858,536	0.23
Chandigarh	1,809,123	0.39	2,062,314	0.38	2,165,669	0.32	2,196,271	0.28
Dadra & Nagar	296,142	0.06	274,803	0.05	444,887	0.07	511,907	0.06
Daman & Diu	195,883	0.04	210,620	0.04	297,740	0.04	512,425	0.06
Lakshadweep	255,883	0.06	279,889	0.05	323,631	0.05	452,959	0.06
India	464,114,983	100	538,322,352	100	675,647,779	100	797,184,628	100

Provisional figures for the year 2011-12 (Revised Estimates) and 2012-13 (Budget Estimates)

Chart 1.1

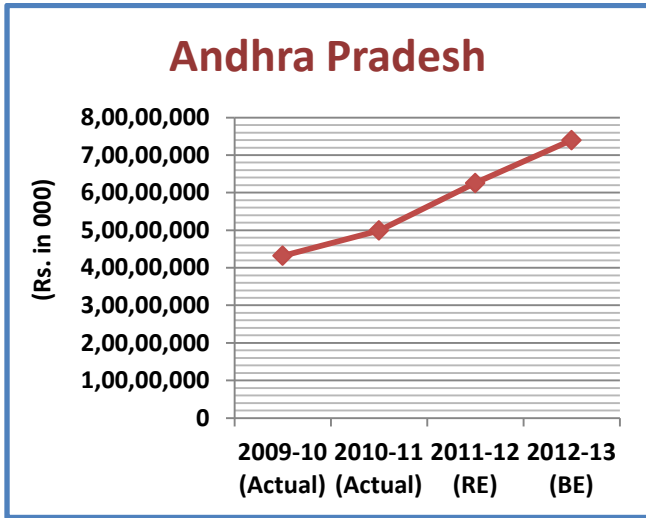


Chart 1.2

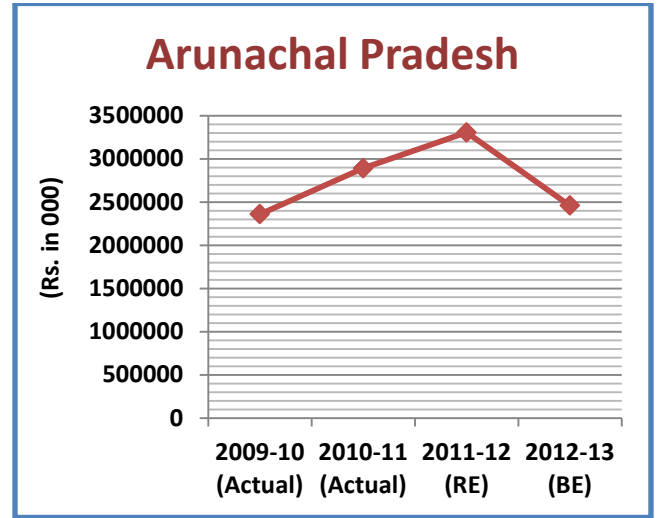


Chart 1.3

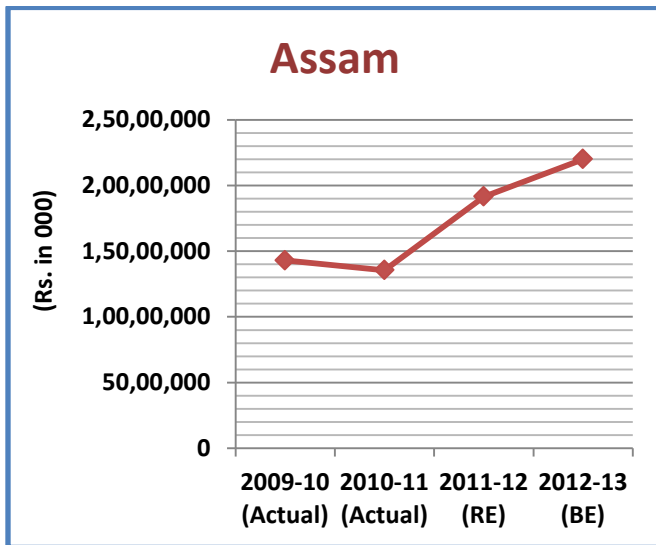


Chart 1.4

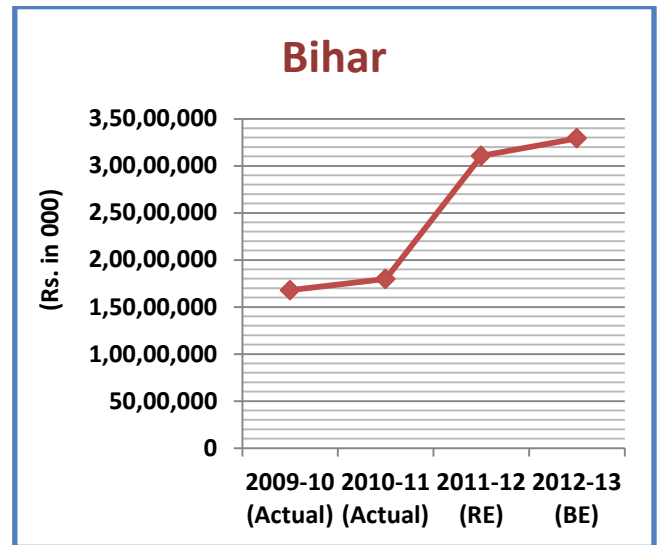


Chart 1.5

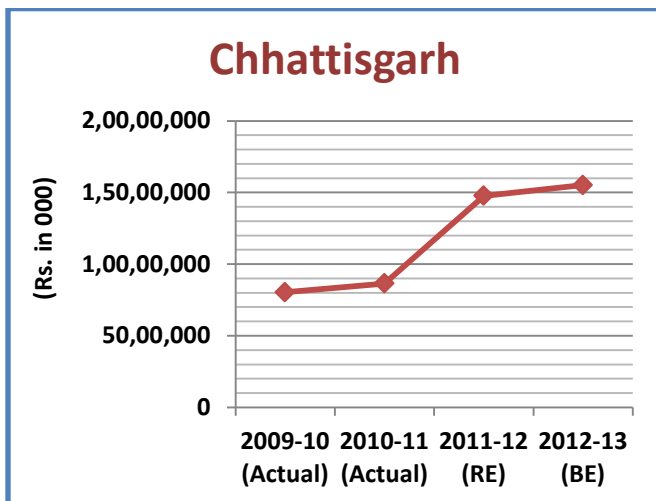


Chart 1.6

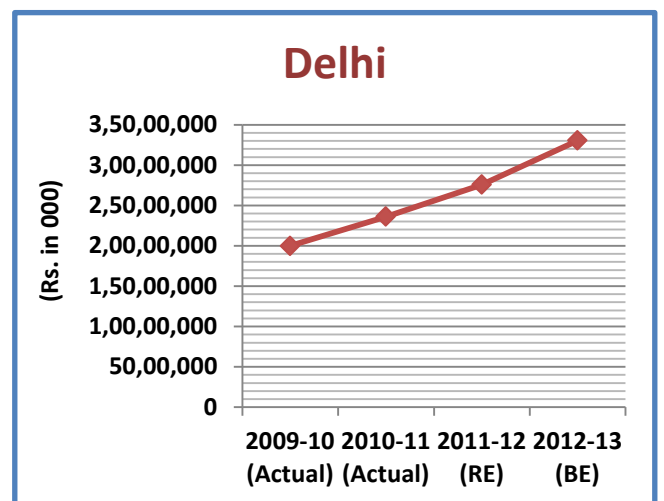


Chart 1.7

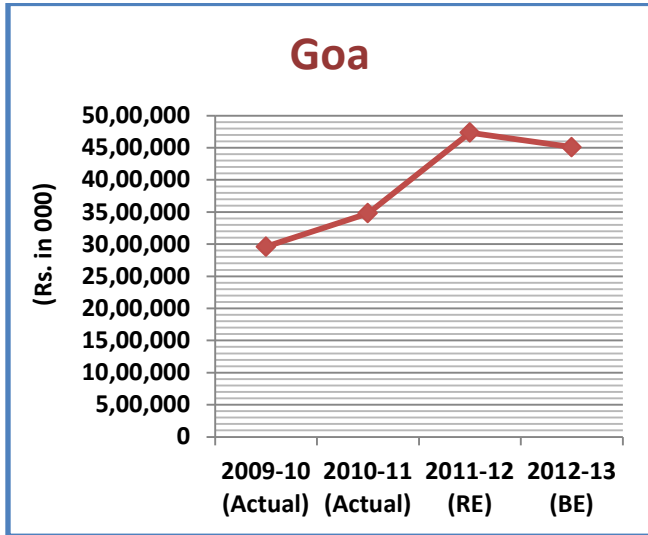


Chart 1.8

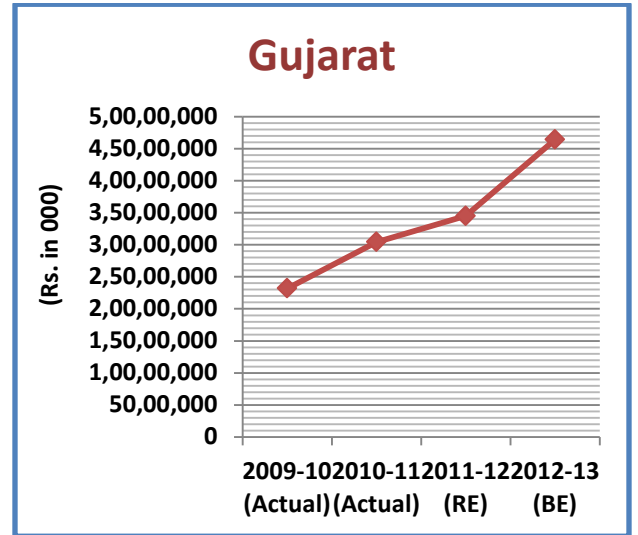


Chart 1.9

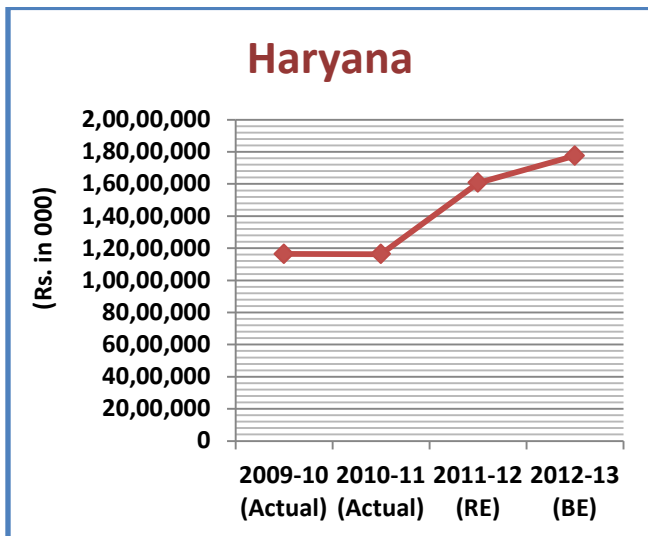


Chart 1.10

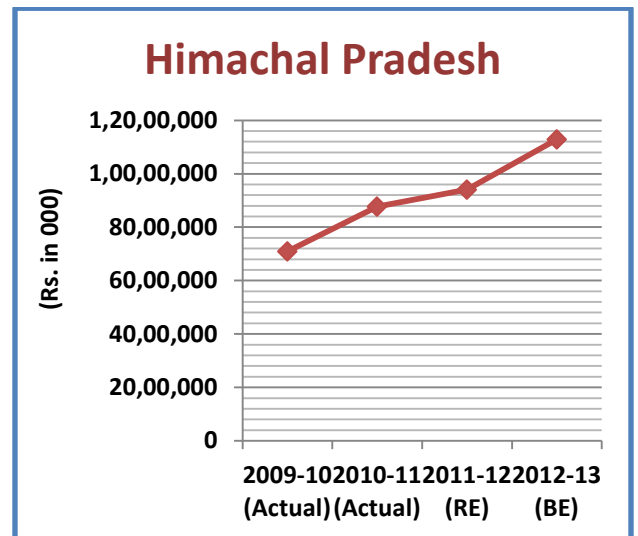


Chart 1.11

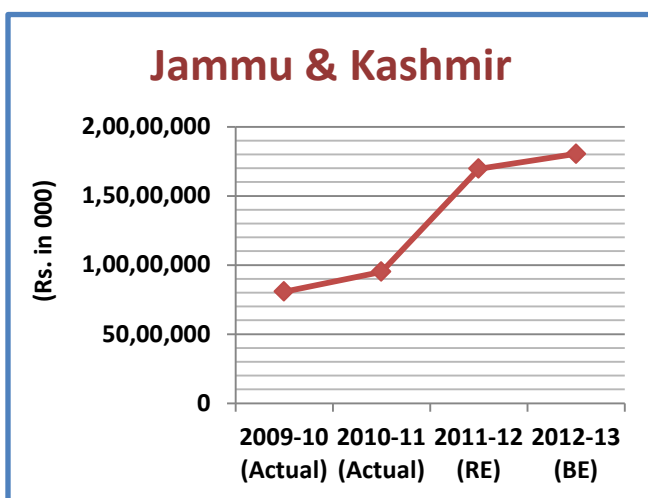


Chart 1.12

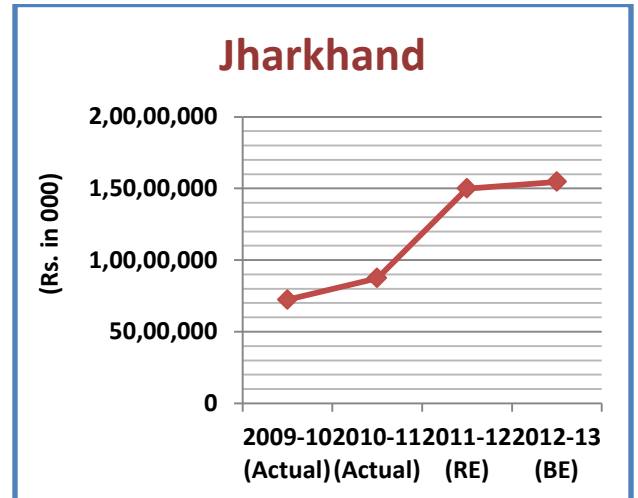


Chart 1.13

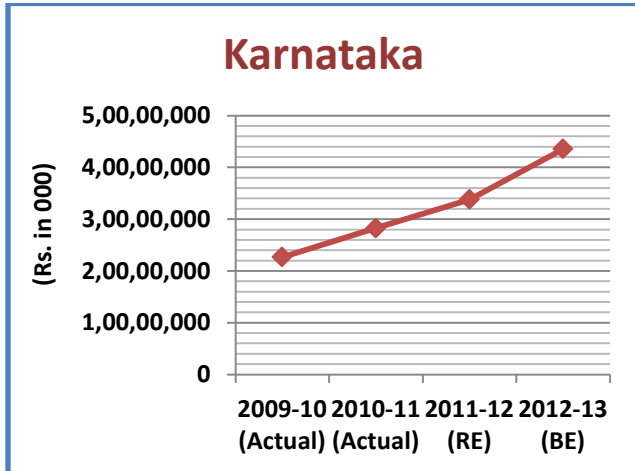


Chart 1.14

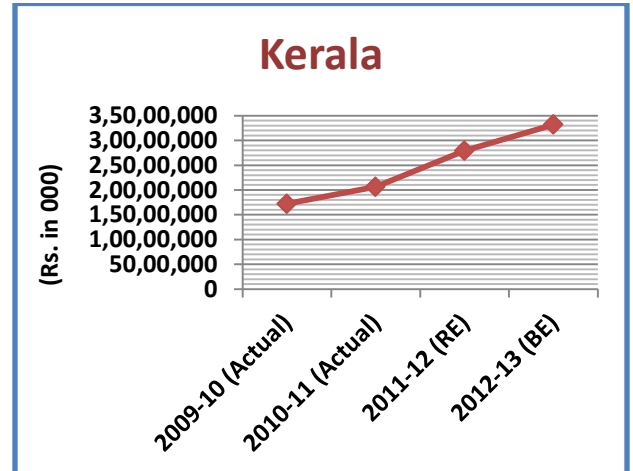


Chart 1.15

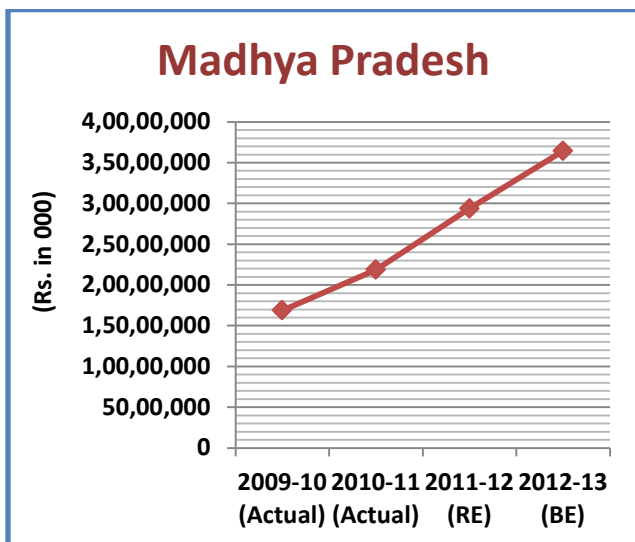


Chart 1.16

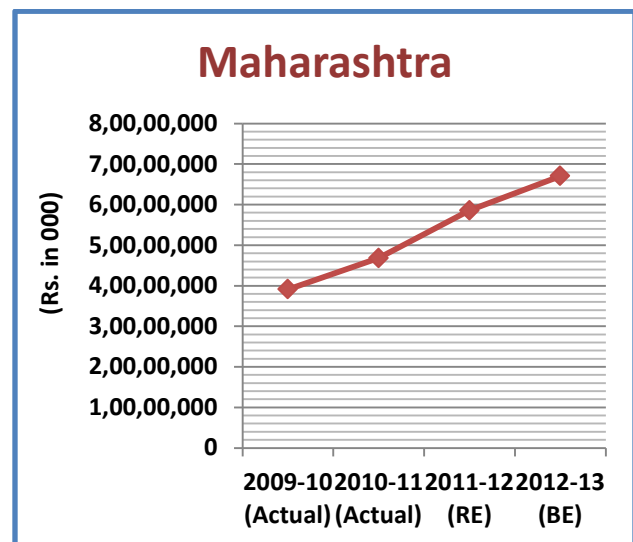


Chart 1.17

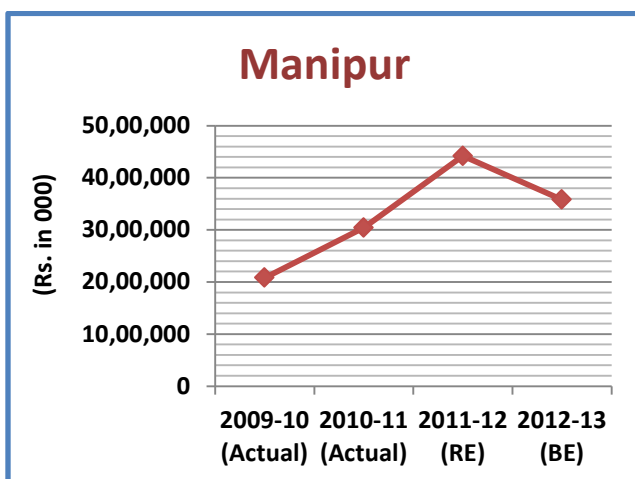


Chart 1.18

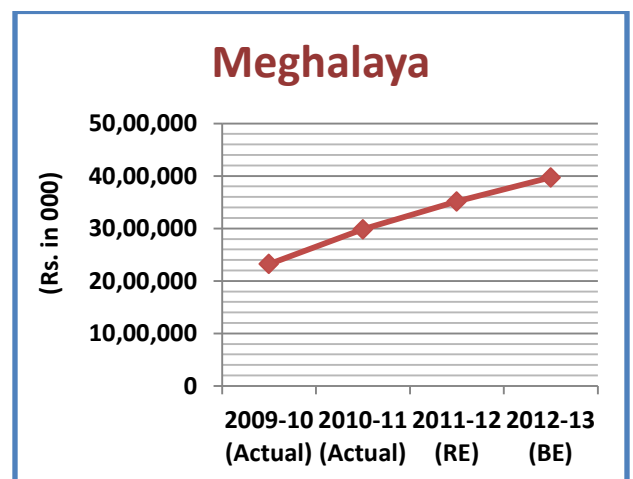


Chart 1.19

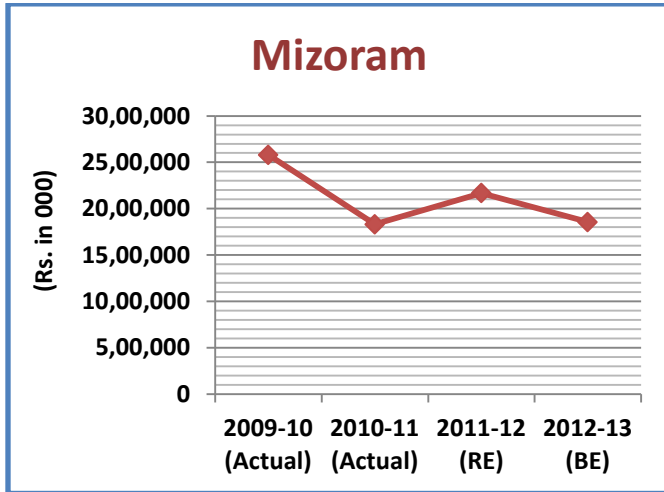


Chart 1.20

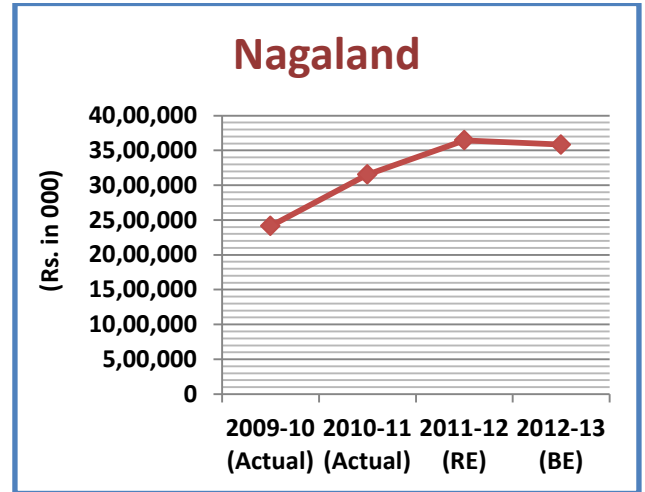


Chart 1.21

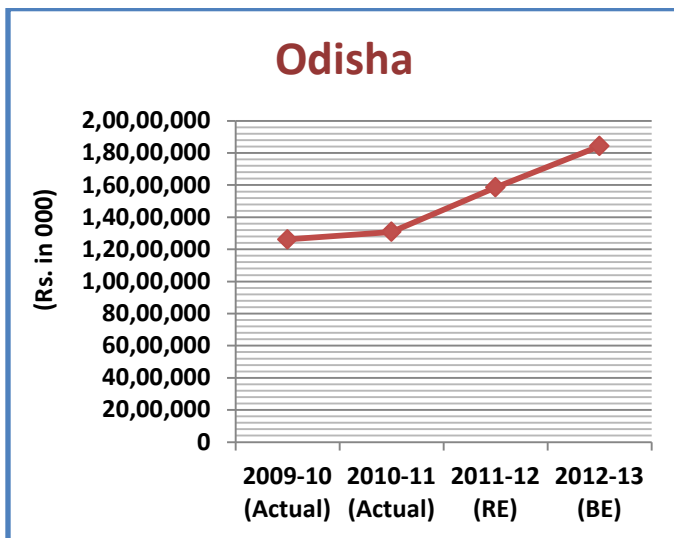


Chart 1.22

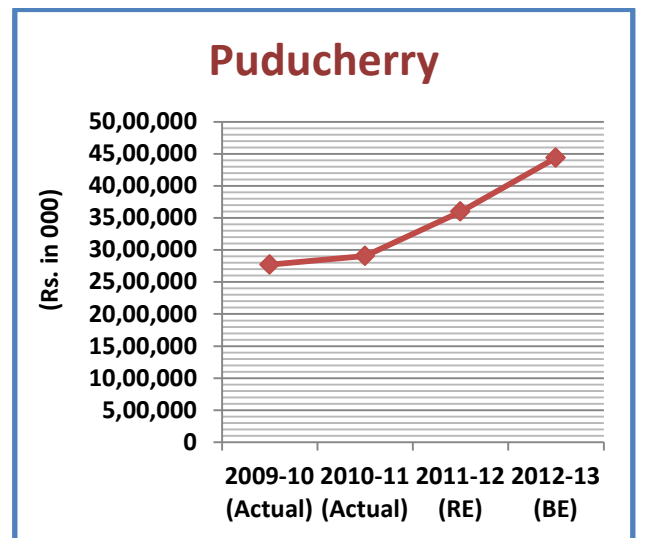


Chart 1.23

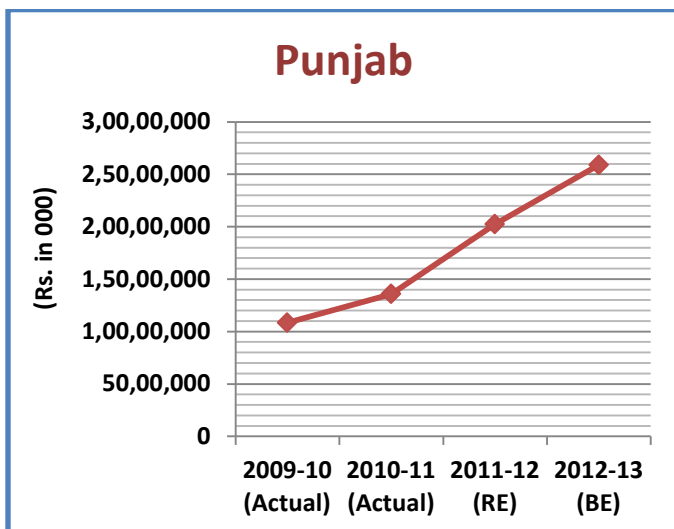


Chart 1.24

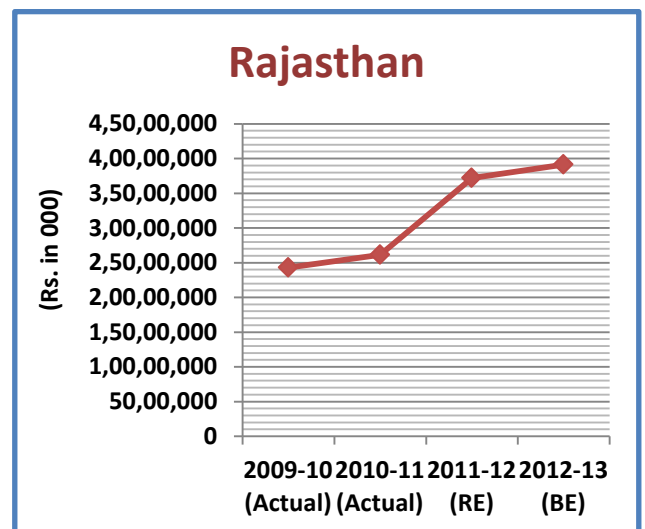


Chart 1.25



Chart 1.26

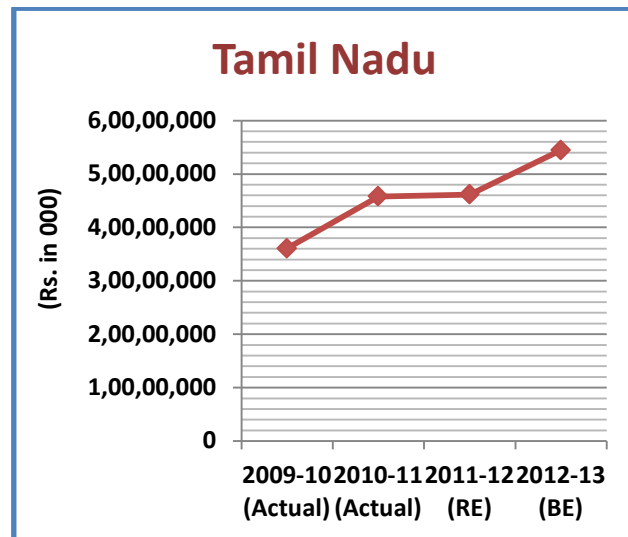


Chart 1.27

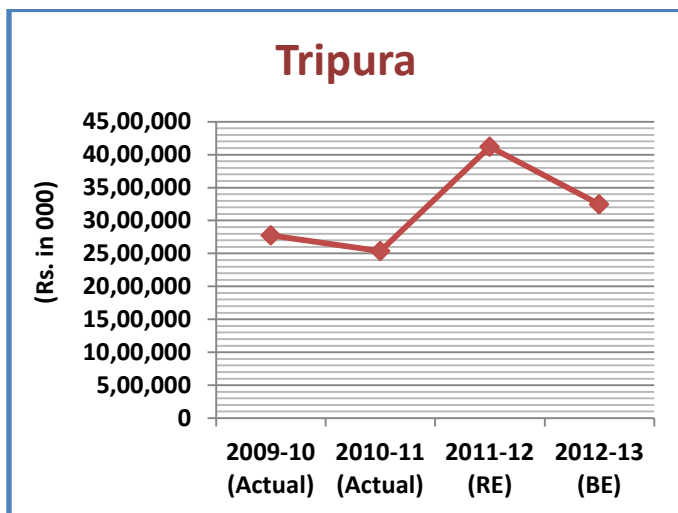


Chart 1.28

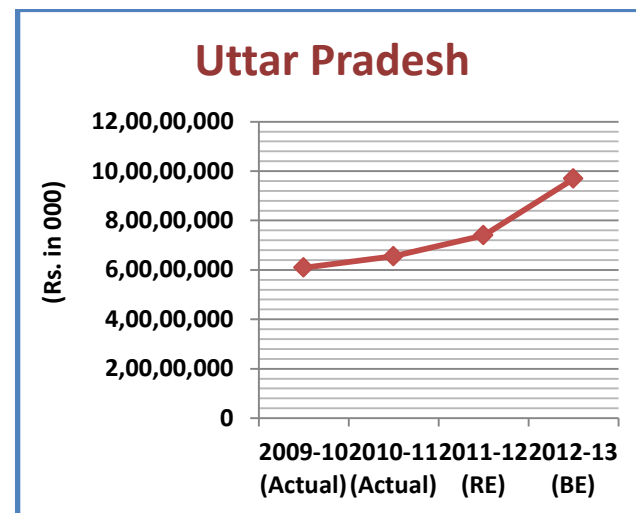


Chart 1.29

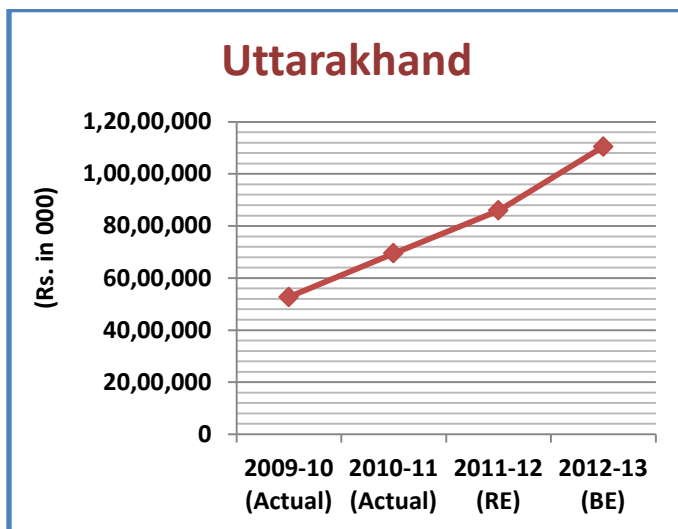


Chart 1.30

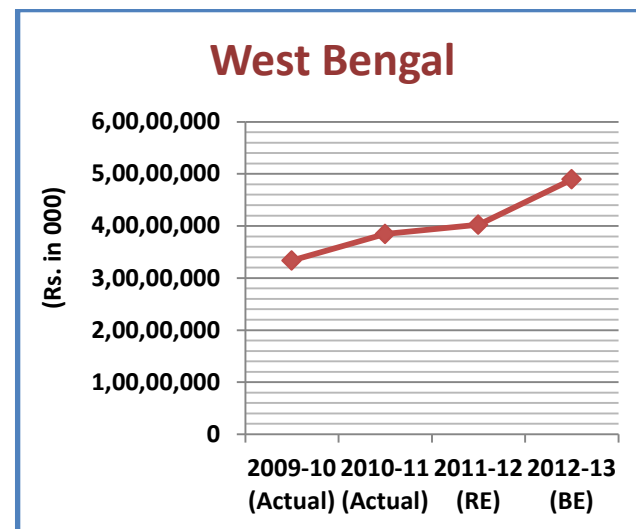


Chart 1.31

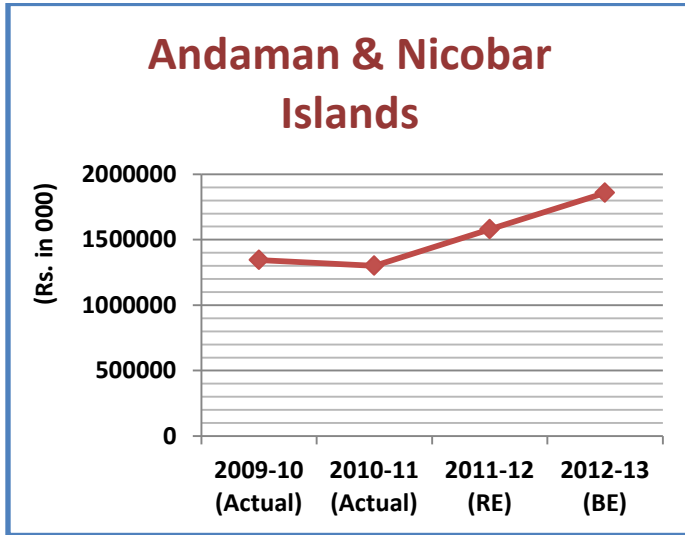


Chart 1.32

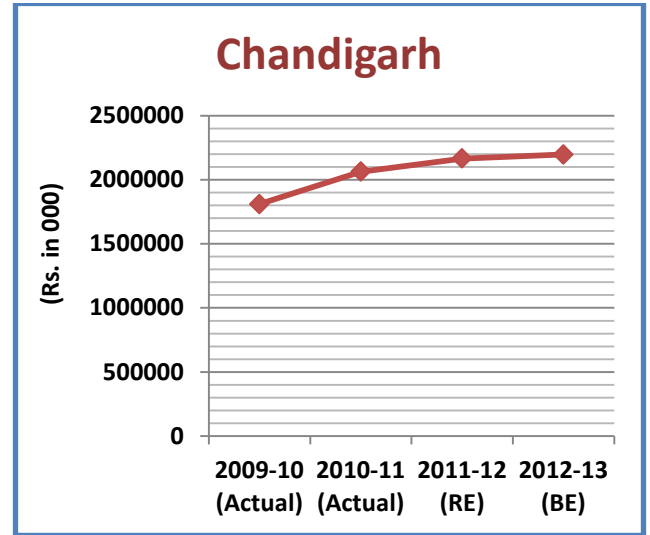


Chart 1.33

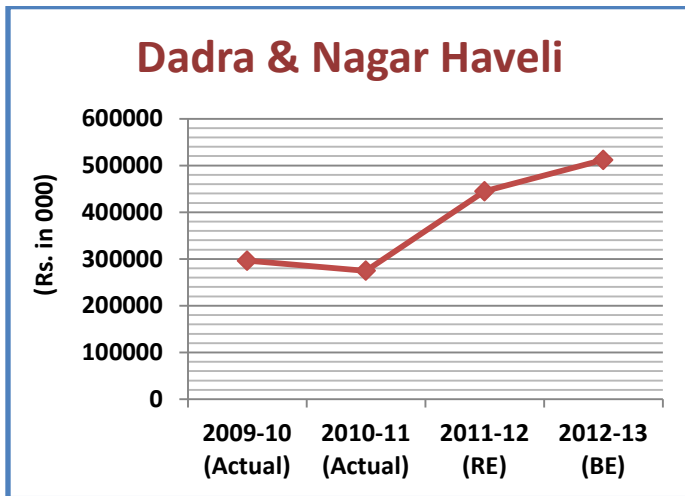


Chart 1.34

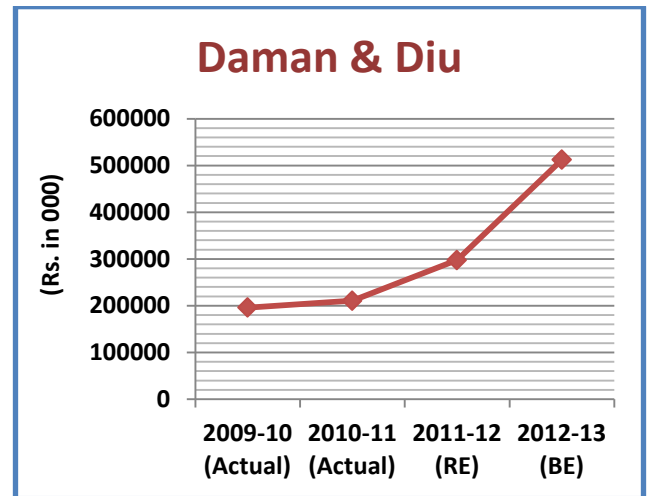
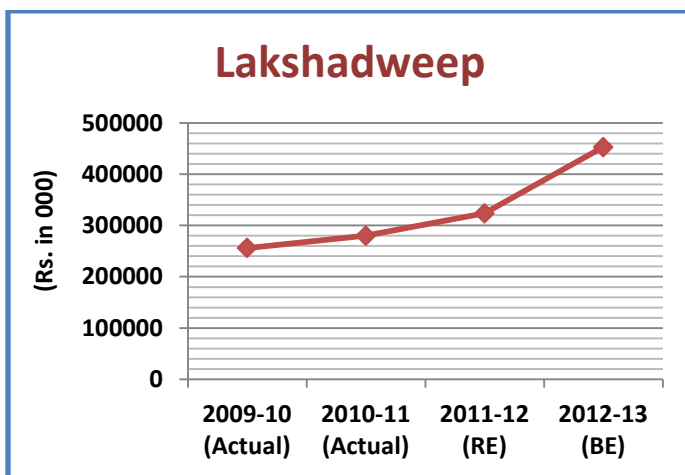
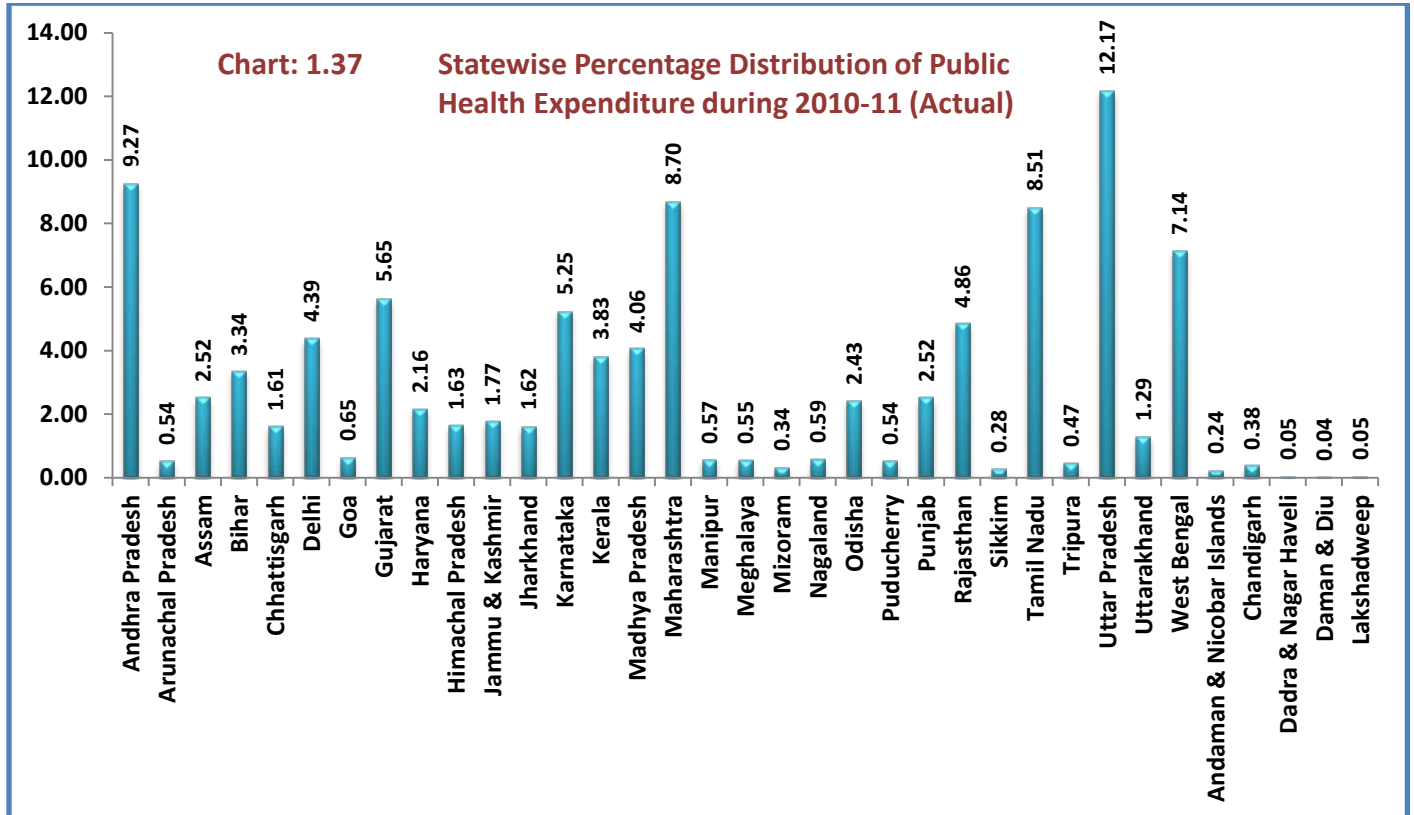
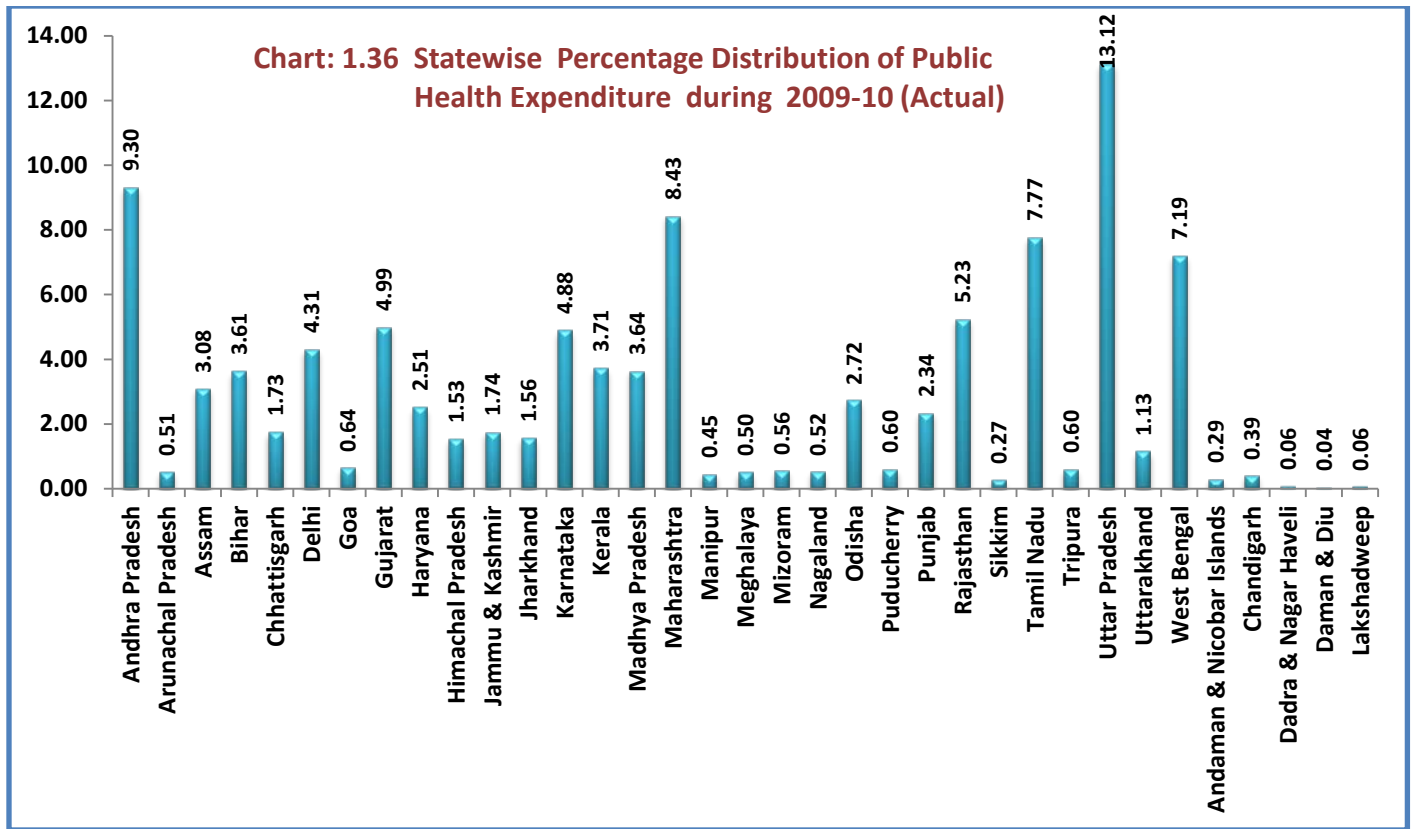


Chart 1.35





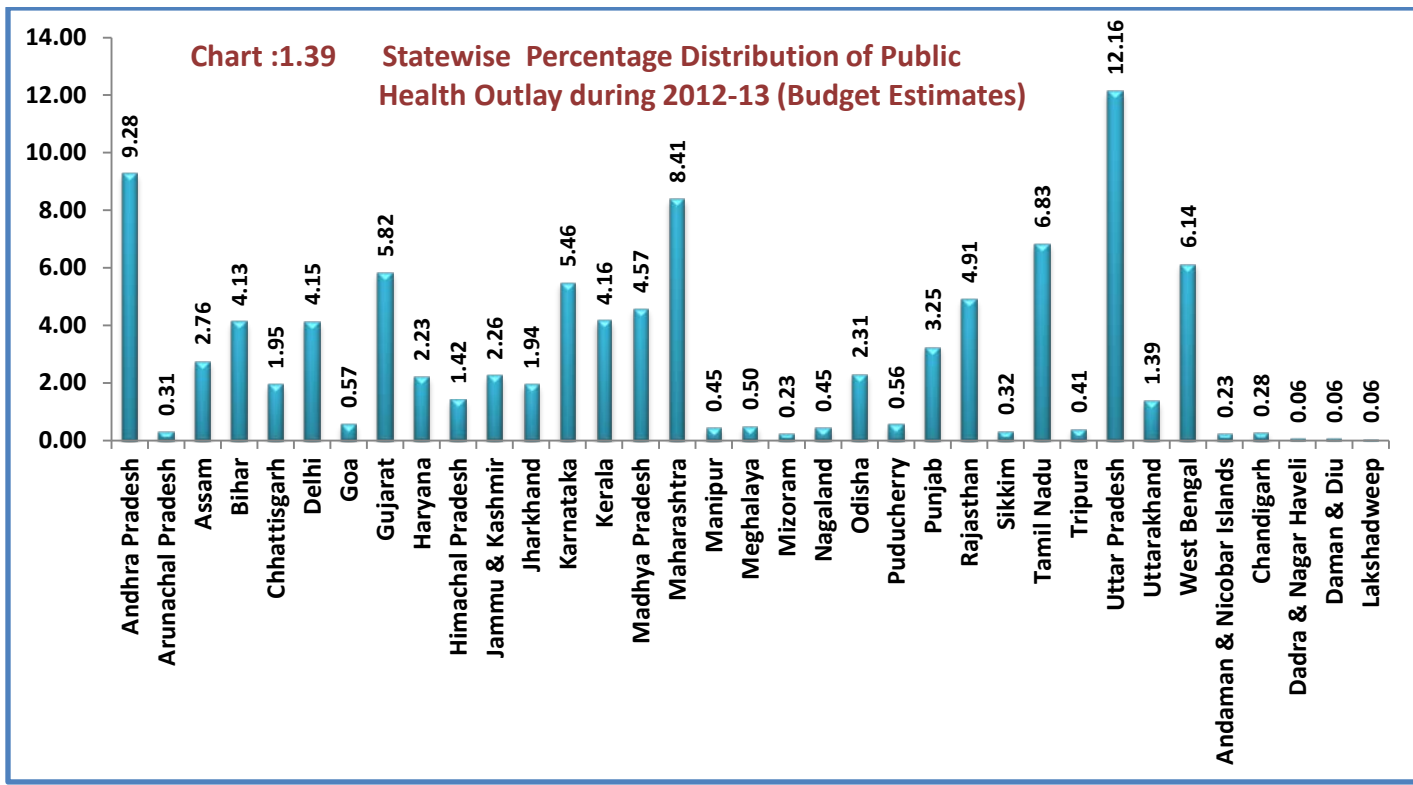
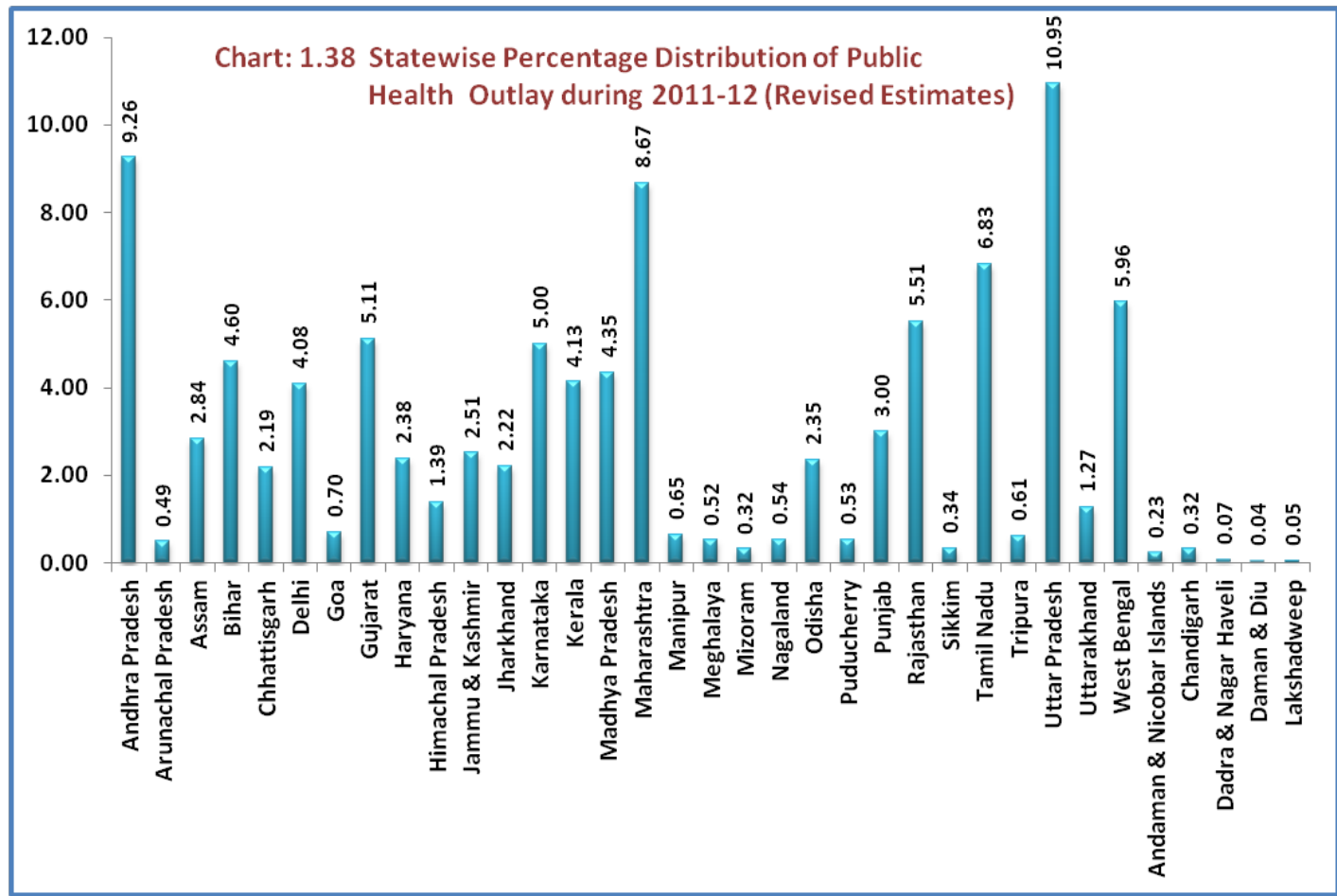


Table:2 Public Health Expenditure 2009-10 (Actual)							(Rs. in 000)	
States-A	Revenue		Capital		Total Revenue & Capital	Others ⁽¹⁾	Total	
	Medical & Public Health	Family Welfare	Medical & Public Health	Family Welfare				
Andhra Pradesh	28,005,206	4,389,086	398,507	2,500	32,795,299	10,387,200	43,182,499	
Arunachal Pradesh	1,980,039	123,976	70,708	0	2,174,723	184,338	2,359,061	
Assam	12,885,800	1,359,900	42,200	0	14,287,900	0	14,287,900	
Bihar	11,733,890	2,144,327	1,205,201	0	15,083,418	1,694,194	16,777,612	
Chhattisgarh	5,901,135	1,035,603	966,226	0	7,902,964	131,696	8,034,660	
Delhi	18,166,345	260,741	1,557,610	0	19,984,696	3,396	19,988,092	
Goa	2,671,650	75,714	206,971	-165	2,954,170	5,363	2,959,533	
Gujarat	16,562,100	3,392,778	2,896,000	0	22,850,878	330,630	23,181,508	
Haryana	9,270,466	948,959	745,897	0	10,965,322	671,995	11,637,317	
Himachal Pradesh	5,405,935	690,875	694,834	0	6,791,644	300,997	7,092,641	
Jammu & Kashmir	7,882,797	95,825	-	0	7,978,622	95,512	8,074,134	
Jharkhand	5,340,136	658,181	848,727	0	6,847,044	385,134	7,232,178	
Karnataka	16,244,398	3,027,275	3,209,712	0	22,481,385	183,048	22,664,433	
Kerala	14,620,175	1,967,536	626,453	61	17,214,225	1,308	17,215,533	
Madhya Pradesh	13,808,266	2,021,581	785,575	0	16,615,422	264,402	16,879,824	
Maharashtra	32,833,600	4,123,700	2,155,900	0	39,113,200	0	39,113,200	
Manipur	1,140,496	125,361	799,963	0	2,065,820	16,786	2,082,606	
Meghalaya	1,865,031	223,770	216,001	0	2,304,802	17,077	2,321,879	
Mizoram	2,349,719	168,551	0	0	2,518,270	62075	2,580,345	
Nagaland	1,461,039	117,765	194,488	0	1,773,292	639,807	2,413,099	
Odisha	9,858,994	1,603,463	246,058	0	11,708,515	912,660	12,621,175	
Puducherry	2,676,921	50,090	41,603	0	2,768,614	887	2,769,501	
Punjab	8,835,583	971,066	108,340	0	9,914,989	930,505	10,845,494	

Table:2(Cont..) Public Health Expenditure 2009-10 (Actual)						(Rs. in 000)	
States-A	Revenue		Capital		Total Revenue & Capital	Others ⁽¹⁾	Total
	Medical & Public Health	Family Welfare	Medical & Public Health	Family Welfare			
Rajasthan	19,058,405	4,185,851	277,306	0	23,521,562	772,860	24,294,422
Sikkim	1,083,110	127,929	34,254	0	1,245,293	7,521	1,252,814
Tamilnadu	25,204,987	4,960,205	3,531,650	1,011,462	34,708,304	1,341,270	36,049,574
Tripura	1,894,709	173,443	682,009	0	2,750,161	23,315	2,773,476
Uttar Pradesh	35,327,676	12,466,901	12,637,490	0	60,432,067	466,558	60,898,625
Uttarakhand	4,301,890	498,303	380,305	38,301	5,218,799	48,253	5,267,052
West Bengal	26,233,798	4,017,910	2,126,435	0	32,378,143	984,193	33,362,336
Total-(A)	344,604,296	56,006,665	37,686,423	1,052,159	439,349,543	20,862,980	460,212,523
UTs- B							
Andaman & Nicobar Islands	1,105,389	0	181,145	0	1,286,534	58,895	1,345,429
Chandigarh	1,450,311	0	306,174	0	1,756,485	52,638	1,809,123
Dadra & Nagar Haveli	229,702	0	63,667	0	293,369	2,773	296,142
Daman & Diu	153,693	0	39,553	0	193,246	2,637	195,883
Lakshadweep	212,454	0	31,023	0	243,477	12,406	255,883
Total-(B)⁽²⁾	3,151,549	0	621,562	0	3,773,111	129,349	3,902,460
MOHFW (C)	79,403,172	119,417,000	6,100,849	15,892	204,936,913	5,024,287⁽³⁾	209,961,200
Other Central Ministries (D)						51,283,917⁽⁴⁾	51,283,917
Grand Total (A+B+C+D)	427,159,017	175,423,665	44,408,834	1,068,051	648,059,567	77,300,533	725,360,100
(-) indicates minus figure							

Notes: The accounts figure has been taken for all the states

- (1) Others includes Medical Reimbursement/Medical Treatment expenditure, other departments' expenditure within the health demand, Secretariat Social Service Expenditure(2251), and medical expenditure by Ministry of Defence, Labour & Employment, Railways, Science and Technology, Mines and Post.
- (2) Data of UTs taken from Ministry of Home Affairs.
- (3) Others indicated under MOHFW includes the expenditure on major heads of 2013,2071,2251, and 3606.
- (4) Medical Expenditure by Ministry of Defence, Railways, Labour and Employment, Science and Technology, Mines and Post.

Source:

1. Demand for grants of Ministry of Health & Family Welfare & Other Central Ministries (2011-12), Government of India.
2. Demand for grants of Departments of Health & Family Welfare & Other Departments (2011-12), State Governments.

Chart 2.1 Percentage Distribution of Public Health Expenditure on Revenue & Capital during 2009-10

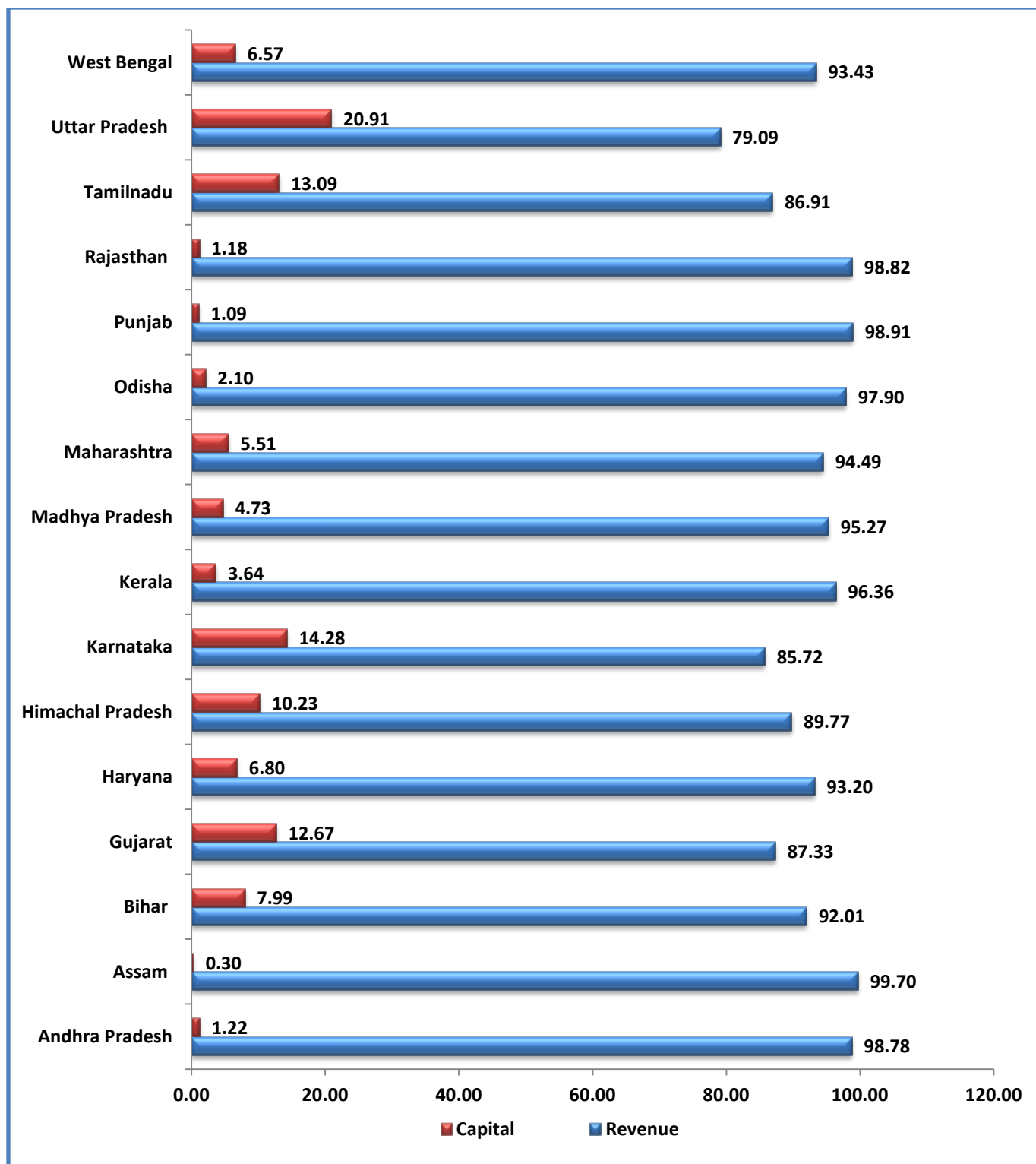


Table: 3 (Public Health Expenditure 2010-11(Actual) (Rs. in 000)							
States-A	Revenue		Capital		Total Revenue & Capital	Others ⁽¹⁾	Total
	Medical & Public Health	Family Welfare	Medical & Public Health	Family Welfare			
Andhra Pradesh	34,492,000	6,848,223	174,311	2,486	41,517,020	8,387,409	49,904,429
Arunachal Pradesh	1,990,445	81,516	326,016	0	2,397,977	492,036	2,890,013
Assam	12,092,572	1,349,980	52,331	0	13,494,883	58,132	13,553,015
Bihar	12,555,656	2,466,253	1,649,810	0	16,671,719	1,302,178	17,973,897
Chhattisgarh	6,437,909	1,051,206	978,812	0	8,467,927	176,364	8,644,291
Delhi	21,603,684	370,710	1,641,792	0	23,616,186	2,299	23,618,485
Goa	3,241,654	73,988	158,025	0	3,473,667	6,887	3,480,554
Gujarat	21,074,200	3,919,900	5,085,400	25,000	30,104,500	311,472	30,415,972
Haryana	9,654,412	1,029,518	185,094	0	10,869,024	763,045	11,632,069
Himachal Pradesh	6,800,350	829,691	662,548	0	8,292,589	478,561	8,771,150
Jammu & Kashmir	9,243,513	105,677	-	0	9,349,190	160,798	9,509,988
Jharkhand	5,999,155	740,071	1,426,814	0	8,166,040	572,622	8,738,662
Karnataka	20,450,492	3,146,111	4,368,610	0	27,965,213	286,701	28,251,914
Kerala	17,488,378	2,159,834	987,966	0	20,636,178	1,366	20,637,544
Madhya Pradesh	17,839,057	2,554,242	1,148,654	0	21,541,953	310,692	21,852,645
Maharashtra	39,841,708	4,902,392	1,825,530	0	46,569,630	252,118	46,821,748
Manipur	1,934,200	159,100	949,600	0	3,042,900	0	3,042,900
Meghalaya	2,497,805	271,545	200,402	565	2,970,317	15,103	2,985,420
Mizoram	1,504,288	236,371	500	0	1,741,159	89,145	1,830,304
Nagaland	1,886,564	131,049	394,734	0	2,412,347	742,129	3,154,476
Odisha	10,330,659	2,107,048	285,819	0	12,723,526	358,822	13,082,348
Puducherry	2,753,927	53,731	95,350	0	2,903,008	1,283	2,904,291
Punjab	10,708,002	1,190,409	402,061	0	12,300,472	1,264,603	13,565,075

Table:3(Cont..) Public Health Expenditure 2010-11(Actual)						(Rs. in 000)	
States-A	Revenue		Capital		Total	Others ⁽¹⁾	Total
	Medical & Public Health	Family Welfare	Medical & Public Health	Family Welfare	Revenue & Capital		
Rajasthan	20,474,409	4,780,334	361,343	0	25,616,086	523,839	26,139,925
Sikkim	1,041,536	144,020	318,288	0	1,503,844	10,908	1,514,752
Tamilnadu	33,955,835	6,801,000	3,247,175	9,076	44,013,086	1,789,837	45,802,923
Tripura	1,837,284	191,172	455,880	0	2,484,336	49,607	2,533,943
Uttar Pradesh	40,742,654	13,699,371	10,322,224	0	64,764,249	767,673	65,531,922
Uttarakhand	5,541,433	609,634	677,466	50,763	6,879,296	70,754	6,950,050
West Bengal	28,599,562	4,551,905	1,871,711	0	35,023,178	3,435,345	38,458,523
Total-(A)	404,613,343	66,556,001	40,254,266	87,890	511,511,500	22,681,728	534,193,228
UTs- B							
Andaman & Nicobar Islands	1,078,013	0	156,771	0	1,234,784	66,714	1,301,498
Chandigarh	1,714,894	0	277,636	0	1,992,530	69,784	2,062,314
Dadra & Nagar Haveli	234,606	0	37,092	0	271,698	3,105	274,803
Daman & Diu	143,232	0	64,102	0	207,334	3,286	210,620
Lakshadweep	199,187	0	65,294	0	264,481	15,408	279,889
Total (B)⁽²⁾	3,369,932	0	600,895	0	3,970,827	158,297	4,129,124
MOHFW (C)	91,788,528	136,036,071	9,652,514	0	237,477,113	7,022,287⁽³⁾	244,499,400
Other Central Ministries (D)						48,191,062⁽⁴⁾	48,191,062
Grand Total (A+B+C+D)	499,771,803	202,592,072	50,507,675	87,890	752,959,440	78,053,374	831,012,814

Notes: The accounts figure has been taken for all the states

- (1) Others includes Medical Reimbursement/Medical Treatment expenditure, other departments' expenditure within the health demand, Secretariat Social Service Expenditure(2251), and medical expenditure by Ministry of Defence, Labour & Employment, Railways, Science and Technology, Mines and Post.
- (2) Data of UTs taken from Ministry of Home Affairs.
- (3) Others indicated under MOHFW includes the expenditure on major heads of 2013, 2071, 2251, and 3606.
- (4) Medical Expenditure by Ministry of Defence, Railways, Labour and Employment, Science and Technology, Mines and Post.

Source:

1. Demand for grants of Ministry of Health & Family Welfare & Other Central Ministries (2012-13), Government of India.
2. Demand for grants of Departments of Health & Family Welfare & Other Departments (2012-13), State Governments

Chart: 3.1 Percentage Distribution of Public Health Expenditure on Revenue & Capital during 2010-11

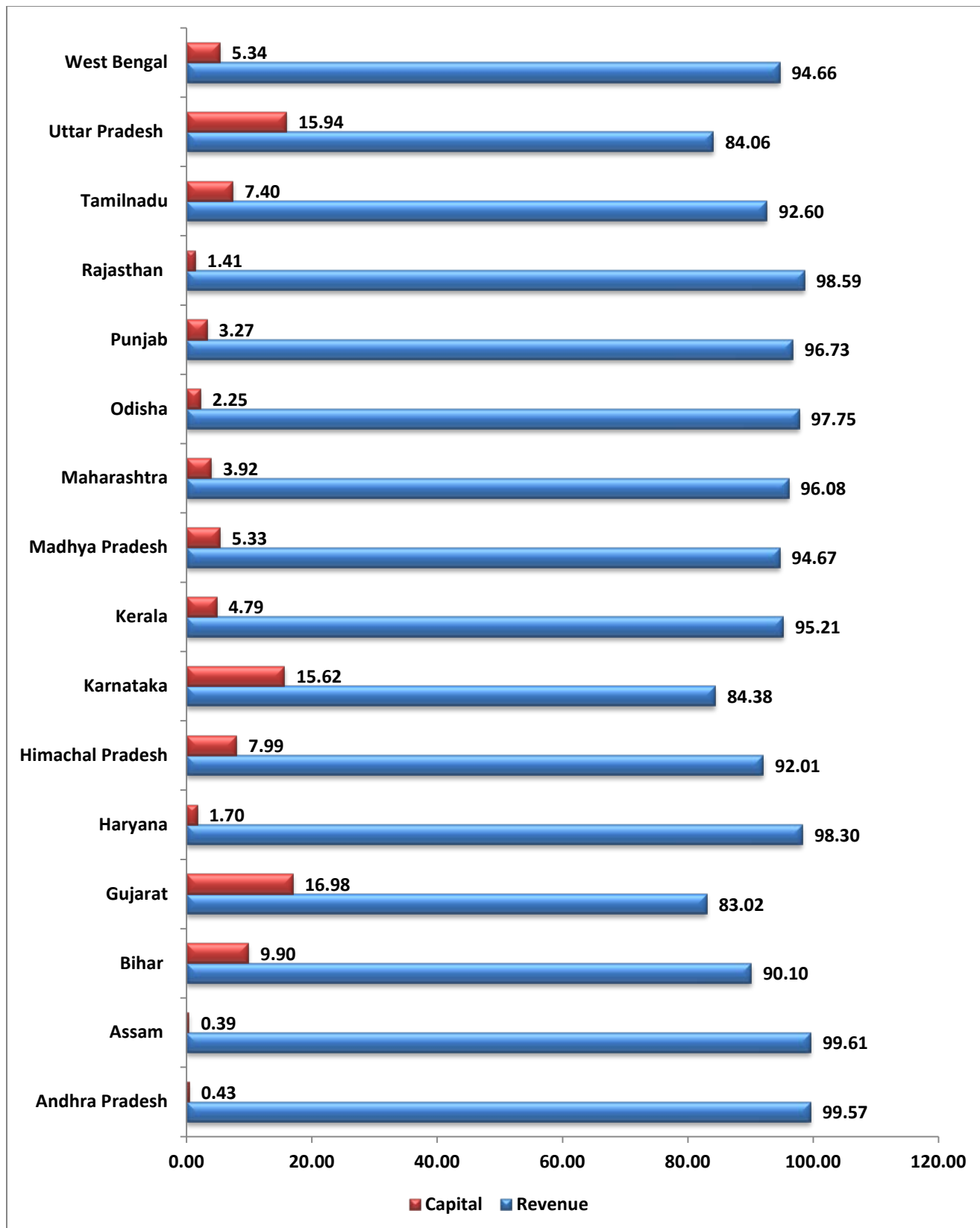


Table: 4 Public Health Outlay 2011-12 (Revised Estimates) (Rs. in 000)							
States-A	Revenue		Capital		Total Revenue & Capital	Others⁽¹⁾	Total
	Medical & Public Health	Family Welfare	Medical & Public Health	Family Welfare			
Andhra Pradesh	42,894,753	8,305,288	320,000	20,000	51,540,041	11,043,522	62,583,563
Arunachal Pradesh	2,327,751	115,423	632,444	0	3,075,618	230,454	3,306,072
Assam	13,307,517	2,148,244	273,000	0	15,728,761	3,426,524	19,155,285
Bihar	20,250,071	3,994,772	4,193,000	0	28,437,843	2,628,334	31,066,177
Chhattisgarh	10,046,700	1,289,350	3,145,450	0	14,481,500	288,565	14,770,065
Delhi	25,373,705	322,100	1,876,900	0	27,572,705	5,000	27,577,705
Goa	4,098,318	90,000	539,182	0	4,727,500	7,260	4,734,760
Gujarat	22,988,900	4,395,600	6,540,500	440,700	34,365,700	133,814	34,499,514
Haryana	13,024,744	1,177,525	667,127	0	14,869,396	1,204,475	16,073,871
Himachal Pradesh	7,279,228	933,552	314,792	0	8,527,572	879,653	9,407,225
Jammu & Kashmir	13,224,155	231,522	3,293,744	0	16,749,421	220,642	16,970,063
Jharkhand	8,931,610	2,087,649	3,412,467	0	14,431,726	561,903	14,993,629
Karnataka	26,192,291	3,833,148	3,262,750	0	33,288,189	523,761	33,811,950
Kerala	23,909,521	2,575,371	1,103,279	0	27,588,171	322,590	27,910,761
Madhya Pradesh	22,215,817	3,515,635	3,217,051	0	28,948,503	426,839	29,375,342
Maharashtra	47,599,135	5,465,917	5,240,145	0	58,305,197	283,521	58,588,718
Manipur	2,502,600	187,700	1,727,300	0	4,417,600	0	4,417,600
Meghalaya	2,900,663	111,597	284,500	176,570	3,473,330	41,912	3,515,242
Mizoram	1,803,946	207,357	47,234	0	2,058,537	109,460	2,167,997
Nagaland	2,122,769	202,429	473,538	0	2,798,736	846,678	3,645,414
Odisha	12,454,688	2,501,225	539,520	0	15,495,433	361,432	15,856,865
Puducherry	3,270,930	57,892	265,775	0	3,594,597	1,437	3,596,034
Punjab	15,187,720	1,732,309	1,742,118	0	18,662,147	1,586,094	20,248,241

Table: 4 (Cont..) Public Health Outlay 2011-12 (Revised Estimates) (Rs. in 000)

States-A	Revenue		Capital		Total Revenue & Capital	Others ⁽¹⁾	Total
	Medical & Public Health	Family Welfare	Medical & Public Health	Family Welfare			
Rajasthan	27,149,654	8,021,426	1,426,936	0	36,598,016	606,882	37,204,898
Sikkim	1,158,295	135,022	963,000	0	2,256,317	14,891	2,271,208
Tamilnadu	34,872,276	6,841,177	2,449,970	110,496	44,273,919	1,867,058	46,140,977
Tripura	1,994,942	167,090	1,913,964	1,610	4,077,606	40,796	4,118,402
Uttar Pradesh	46,271,367	14,336,244	12,628,660	0	73,236,271	756,610	73,992,881
Uttarakhand	6,772,488	807,712	868,140	60,701	8,509,041	85,364	8,594,405
West Bengal	32,273,222	4,354,605	2,811,226	0	39,439,053	802,494	40,241,547
Total (A)	494,399,776	80,144,881	66,173,712	810,077	641,528,446	29,307,965	670,836,411
UTs- B							
Andaman & Nicobar Islands	1,368,500	0	116,200	0	1,484,700	94,741	1,579,441
Chandigarh	1,791,600	0	297,900	0	2,089,500	76,169	2,165,669
Dadra & Nagar Haveli	230,700	0	210,800	0	441,500	3,387	444,887
Daman & Diu	170,800	0	120,500	0	291,300	6,440	297,740
Lakshadweep	235,900	0	73,000	0	308,900	14,731	323,631
Total (B)⁽²⁾	3,797,500	0	818,400	0	4,615,900	195,468	4,811,368
MOHFW (C)	103,055,070	158,760,230	13,247,700	34,900	275,097,900	8,432,700⁽³⁾	283,530,600
Other Central Ministries (D)						57,702,638⁽⁴⁾	57,702,638
Grand Total (A+B+C+D)	601,252,346	238,905,111	80,239,812	844,977	921,242,246	95,638,771	1,016,881,017

Notes: The accounts figure has been taken for all the states

- (1) Others includes Medical Reimbursement/Medical Treatment expenditure, other departments' expenditure within the health demand, Secretariat Social Service Expenditure(2251), and medical expenditure by Ministry of Defence, Labour & Employment, Railways, Science and Technology, Mines and Post.
- (2) Data of UTs taken from Ministry of Home Affairs.
- (3) Others indicated under MOHFW includes the expenditure on major heads of 2013, 2071, 2251, and 3606.
- (4) Medical Expenditure by Ministry of Defence, Railways, Labour and Employment, Science and Technology, Mines and Post.

Source:

1. Demand for grants of Ministry of Health & Family Welfare & Other Central Ministries (2012-13), Government of India.
2. Demand for grants of Departments of Health & Family Welfare & Other Departments (2012-13), State Governments.

Chart: 4.1 Percentage Distribution of Public Health Outlay on Revenue & Capital during 2011-12

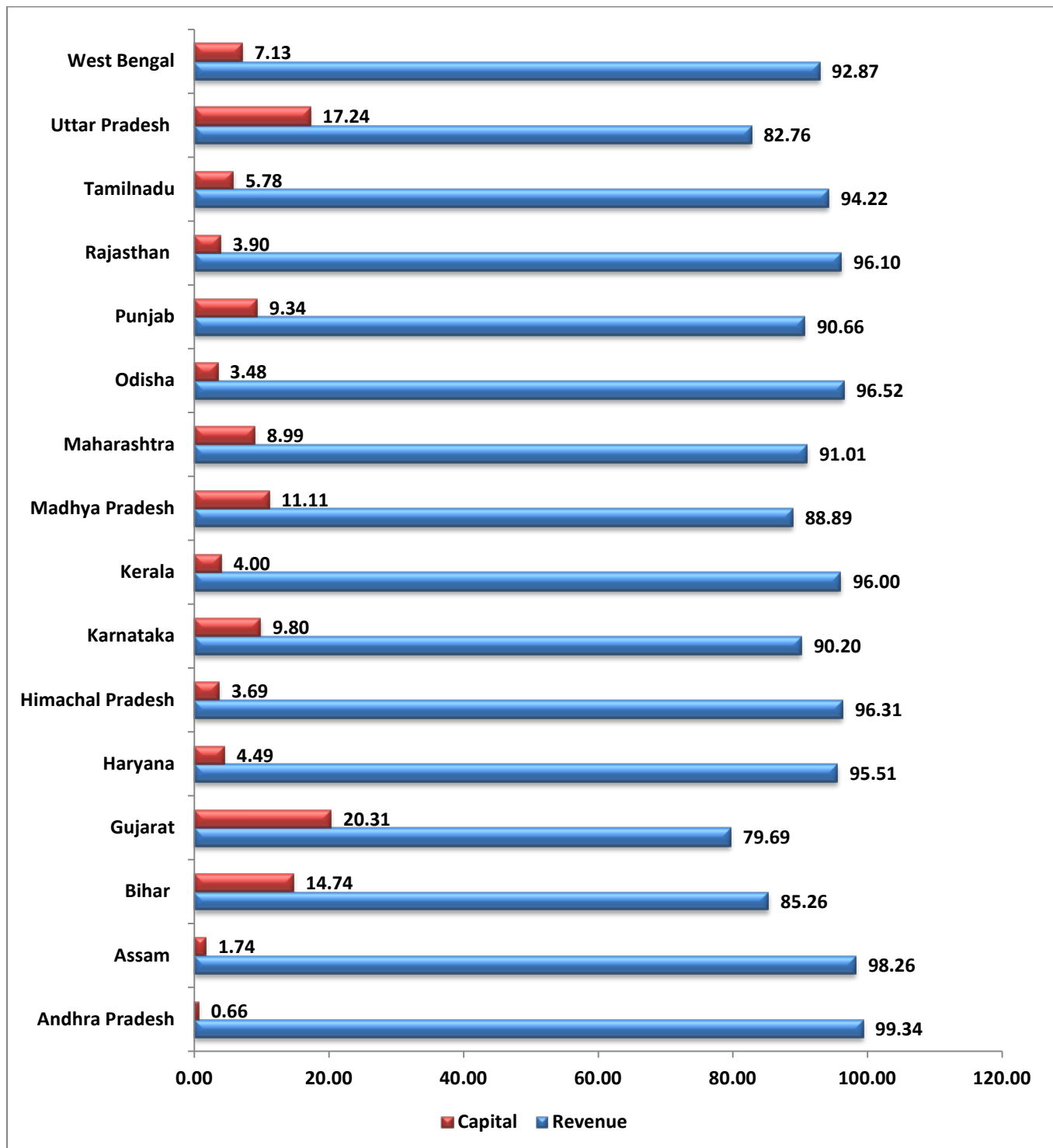


Table: 5 Public Health Outlay 2012-13 (Budget Estimates) (Rs. in 000)							
States-A	Revenue		Capital		Total Revenue & Capital	Others ⁽¹⁾	Total
	Medical & Public Health	Family Welfare	Medical & Public Health	Family Welfare			
Andhra Pradesh	47,824,589	9,967,837	1,275,000	15,000	59,082,426	14,898,243	73,980,669
Arunachal Pradesh	2,241,609	107,549	23,000	0	2,372,158	86,336	2,458,494
Assam	14,874,821	2,554,197	161,600	0	17,590,618	4,408,505	21,999,123
Bihar	21,016,708	4,332,141	5,329,000	0	30,677,849	2,251,571	32,929,420
Chhattisgarh	11,427,311	1,415,660	2,366,592	0	15,209,563	311,163	15,520,726
Delhi	28,084,780	411,700	4,550,000	0	33,046,480	5,000	33,051,480
Goa	4,055,567	110,000	330,053	0	4,495,620	12,560	4,508,180
Gujarat	26,328,400	6,922,900	12,664,000	42,000	45,957,300	455,860	46,413,160
Haryana	15,156,681	1,333,527	40,100	0	16,530,308	1,222,698	17,753,006
Himachal Pradesh	8,647,229	1,331,529	580,800	0	10,559,558	725,315	11,284,873
Jammu & Kashmir	14,411,984	270,840	3,188,550	0	17,871,374	166,229	18,037,603
Jharkhand	8,185,079	3,008,077	3,525,558	0	14,718,714	745,139	15,463,853
Karnataka	34,939,843	4,317,801	3,669,700	0	42,927,344	631,088	43,558,432
Kerala	27,923,965	3,985,473	929,503	0	32,838,941	334,640	33,173,581
Madhya Pradesh	28,459,540	4,072,016	3,432,711	0	35,964,267	472,139	36,436,406
Maharashtra	55,011,100	6,680,721	5,038,576	0	66,730,397	313,762	67,044,159
Manipur	2,494,600	187,700	897,400	0	3,579,700	0	3,579,700
Meghalaya	2,894,093	342,893	705,500	5,000	3,947,486	24,128	3,971,614
Mizoram	1,743,501	84,185	10,250	0	1,837,936	17,060	1,854,996
Nagaland	2,368,724	204,329	226,400	0	2,799,453	783,054	3,582,507
Odisha	14,317,179	2,552,292	1,107,250	0	17,976,721	451,438	18,428,159
Puducherry	4,191,757	52,249	192,400	0	4,436,406	2,173	4,438,579
Punjab	19,775,485	2,208,343	2,470,882	0	24,454,710	1,436,522	25,891,232

Table: 5(Cont..) Public Health Outlay 2012-13 (Budget Estimates) (Rs. in 000)

States-A	Revenue		Capital		Total Revenue & Capital	Others ⁽¹⁾	Total
	Medical & Public Health	Family Welfare	Medical & Public Health	Family Welfare			
Rajasthan	30,904,744	5,913,789	1,874,697	0	38,693,230	455,345	39,148,575
Sikkim	1,242,221	171,400	1,129,008	0	2,542,629	13,670	2,556,299
Tamilnadu	40,483,183	7,283,584	4,252,157	530,864	52,549,788	1,898,355	54,448,143
Tripura	2,288,550	187,200	725,421	0	3,201,171	41,610	3,242,781
Uttar Pradesh	56,216,687	25,720,498	14,121,920	0	96,059,105	870,779	96,929,884
Uttarakhand	8,045,780	956,514	1,918,257	32,000	10,952,551	95,994	11,048,545
West Bengal	38,078,161	5,756,610	3,450,200	0	47,284,971	1,633,380	48,918,351
Total (A)	573,633,871	102,443,554	80,186,485	624,864	756,888,774	34,763,756	791,652,530
UTs- B							
Andaman & Nicobar Islands	1,562,300	0	199,100	0	1,761,400	97,136	1,858,536
Chandigarh	1,825,700	0	306,200	0	2,131,900	64,371	2,196,271
Dadra & Nagar Haveli	341,100	0	167,600	0	508,700	3,207	511,907
Daman & Diu	355,600	0	150,000	0	505,600	6,825	512,425
Lakshadweep	304,400	0	131,200	0	435,600	17,359	452,959
Total (B)⁽²⁾	4,389,100	0	954,100	0	5,343,200	188,898	5,532,098
MOHFW (C)	125,757,700	188,508,400	23,161,000	70,100	337,497,200	7,382,800⁽³⁾	344,880,000
Other Central Ministries (D)						67,760,414⁽⁴⁾	67,760,414
Grand Total (A+B+C+D)	70,378,0671	290,951,954	104,301,585	694,964	1,099,729,174	110,095,868	1,209,825,042

Notes: The accounts figure has been taken for all the states

- (1) Others includes Medical Reimbursement/Medical Treatment expenditure, other departments' expenditure within the health demand, Secretariat Social Service Expenditure(2251), and medical expenditure by Ministry of Defence, Labour & Employment, Railways, Science and Technology, Mines and Post.
- (2) Data of UTs taken from Ministry of Home Affairs.
- (3) Others indicated under MOHFW includes the expenditure on major heads of 2013, 2071, 2251, and 3606.
- (4) Medical Expenditure by Ministry of Defence, Railways, Labour and Employment, Science and Technology, Mines and Post.

Source:

1. Demand for grants of Ministry of Health & Family Welfare & Other Central Ministries (2012-13), Government of India.
2. Demand for grants of Departments of Health & Family Welfare & Other Departments (2012-13), State Governments.

Chart: 5.1 Percentage Distribution of Public Health Outlay on Revenue & Capital during 2012-13.

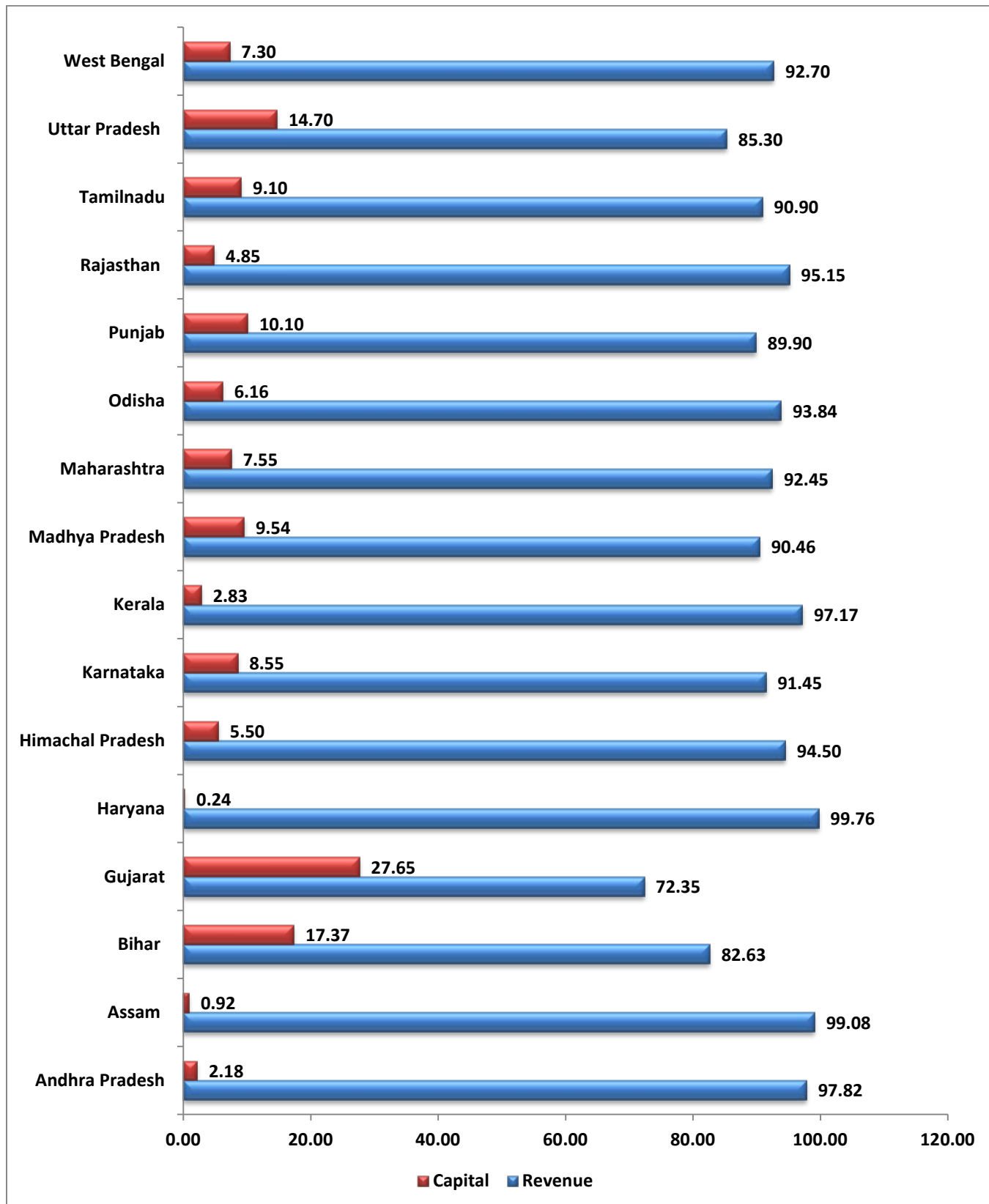


Table: 6	Medical & Public Health Expenditure 2009-10 (Actual)					(Rs. in 000)	
	Andhra Pradesh	Arunachal Pradesh	Assam	Bihar	Chhattisgarh	Delhi	Goa
A-Medical & Public Health	1	2	3	4	5	6	7
Urban Health Services Allopathy (01)	17020819	116881		4688342	1348804	16718632	1519494
Urban Health Services Other System of Medicine (02)	541956	533		542950	670213	832785	10765
Rural Health Services – Allopathy(03)	4107614	1356691		5552547	2819366	81039	552971
Rural Health Services -Other System of Medicine(04)	294544	55625		88102	391407	0	0
Medical Education Training & Research(05)	2714394	19481		1464945	742659	1258662	413555
Public Health (06)	3291470	430828		482304	556043	789246	107016
General (80)	432916	70708		119901	338869	43591	274820
Total –(A)	28403713	2050747	12928000⁽¹⁾	12939091	6867361	19723955	2878621
B-Family Welfare							
Direction & Administration (001)	190674	58335		132315	60994	31091	13387
Training(003)	100826	1510		57524	37001	5123	0
Research & Evaluation(004)	0	0		654	0	0	0
Rural Family Welfare Services(101)	2966732	52516		1921666	911809	0	62327
Urban Family Welfare Services(102)	99514	11455		10699	21199	60094	0
Maternity & Child Health(103)	297252	0		21469	0	18881	0
Transport (104)	15282	160		0	0	0	0
Compensation(105)	4298	0		0	4600	46617	0
Mass Education(106)	0	0		0	0	0	0
Selected Area Programmes (108)	96787	0		0	0	0	0
Assistance to Public Sector and other Undertakings(190)	0	0		0	0	0	0
Assistance to Local bodies (196)	0	0		0	0	0	0
Other Services and Supplies (200)	441491	0		0	0	0	0
Tribal Area (796),Special Component Plan for SC (789) & Scheduled Caste Component Plan(793)	178730	0		0	0	0	0
International Cooperation(798)	0	0		0	0	0	0
Other Expenditure (800)	0	0		0	0	98935	-165
Total-(B)	4391586	123976	1359900⁽¹⁾	2144327	1035603	260741	75549
Total –(A+B)	32795299	2174723	14287900	15083418	7902964	19984696	2954170
Others	10387200	184338	0	1694194	131696	3396	5363
Grand Total	43182499	2359061	14287900	16777612	8034660	19988092	2959533

Table: 6 (Cont..) Medical & Public Health Expenditure 2009-10 (Actual) (Rs. in 000)						
	Gujarat	Haryana	Himachal Pradesh	Jammu Kashmir	Jharkhand	Karnataka
A-Medical & Public Health	8	9	10	11	12	13
Urban Health Services Allopathy (01)	9119240	3388624	1347762	1073390	1300187	7036498
Urban Health Services Other System of Medicine (02)	1001904	115952	716988	176511	918304	82797
Rural Health Services – Allopathy(03)	4116720	2316451	2127026	1996981	2410154	2048419
Rural Health Services -Other System of Medicine(04)	245224	519208	621874	2121529	126027	0
Medical Education Training & Research(05)	2450081	2188770	1169709	2096885	881859	3895230
Public Health (06)	2498169	1427965	117410	417501	552332	691939
General (80)	26762	59393	0	0	0	5699227
Total –(A)	19458100	10016363	6100769	7882797	6188863	19454110
B-Family Welfare						
Direction & Administration (001)	115289	133564	50509	95825	71972	26891
Training(003)	95908	42972	17362	0	30118	68773
Research & Evaluation(004)	0	0	0	0	0	0
Rural Family Welfare Services(101)	1192983	567928	398444	0	418110	0
Urban Family Welfare Services(102)	50805	21659	84825	0	25242	71137
Maternity & Child Health(103)	1663770	174440	0	0	112739	226497
Transport (104)	6635	0	0	0	0	17548
Compensation(105)	300	0	0	0	0	0
Mass Education(106)	0	0	0	0	0	0
Selected Area Programmes (108)	0	0	0	0	0	77173
Assistance to Public Sector and other Undertakings(190)	0	0	0	0	0	0
Assistance to Local bodies (196)	0	0	0	0	0	2539132
Other Services and Supplies (200)	122040	8396	0	0	0	0
Tribal Area (796),Special Component Plan for SC (789) & Scheduled Caste Component Plan(793)	133650	0	37505	0	0	0
International Cooperation(798)	0	0	0	0	0	0
Other Expenditure (800)	11398	0	102230	0	0	124
Total-(B)	3392778	948959	690875	95825	658181	3027275
Total –(A+B)	22850878	10965322	6791644	7978622	6847044	22481385
Others	330630	671995	300997	95512	385134	183048
Grand Total	23181508	11637317	7092641	8074134	7232178	22664433

Table: 6 (Cont..) Medical & Public Health Expenditure 2009-10 (Actual)							(Rs. in 000)
	Kerala	Madhya Pradesh	Maharashtra	Manipur	Meghalaya	Mizoram	Nagaland
A-Medical & Public Health	14	15	16	17	18	19	20
Urban Health Services Allopathy (01)	4731713	5846448		1049671	732724	515317	1367387
Urban Health Services Other System of Medicine (02)	1467087	2181281		119513	154042	2358	2712
Rural Health Services – Allopathy(03)	3117141	3431672		433295	744488	498559	182114
Rural Health Services -Other System of Medicine(04)	76784	19726		6112	6049	0	0
Medical Education Training & Research(05)	2967652	1217910		129708	28976	17894	11090
Public Health (06)	1309048	1750906		185204	208361	1315591	92224
General (80)	1577203	145898		16956	206392	0	0
Total –(A)	15246628	14593841	34989500⁽¹⁾	1940459	2081032	2349719	1655527
B-Family Welfare							
Direction & Administration (001)	95808	286606		51774	51085	19989	750
Training(003)	17682	144404		9414	15899	8449	0
Research & Evaluation(004)	0	0		0	0	0	0
Rural Family Welfare Services(101)	1645886	1434279		62109	146038	133965	92255
Urban Family Welfare Services(102)	0	135175		2064	1770	4546	0
Maternity & Child Health(103)	332	0		0	8211	1602	24760
Transport (104)	24821	0		0	767	0	0
Compensation(105)	0	8999		0	0	0	0
Mass Education(106)	1595	12118		0	0	0	0
Selected Area Programmes (108)	0	0		0	0	0	0
Assistance to Public Sector and other Undertakings(190)	0	0		0	0	0	0
Assistance to Local bodies (196)	0	0		0	0	0	0
Other Services and Supplies (200)	174688	0		0	0	0	0
Tribal Area (796),Special Component Plan for SC (789) & Scheduled Caste Component Plan(793)	0	0		0	0	0	0
International Cooperation(798)	0	0		0	0	0	0
Other Expenditure (800)	6785	0		0	0	0	0
Total-(B)	1967597	2021581	4123700⁽¹⁾	125361	223770	168551	117765
Total –(A+B)	17214225	16615422	39113200	2065820	2304802	2518270	1773292
Others	1308	264402	0	16786	17077	62075	639807
Grand Total	17215533	16879824	39113200	2082606	2321879	2580345	2413099

Table: 6 (Cont..) Medical & Public Health Expenditure 2009-10 (Actual) (Rs. in 000)

	Odisha	Puducherry	Punjab	Rajasthan	Sikkim	Tamilnadu
A-Medical & Public Health	21	22	23	24	25	26
Urban Health Services Allopathy (01)	4063138	1532473	3969001	7306522	755939	14156007
Urban Health Services Other System of Medicine (02)	176652	39455	216340	1055740	16292	499268
Rural Health Services – Allopathy(03)	3149453	222065	2766268	4713758	253840	3363631
Rural Health Services - Other System of Medicine(04)	462846	0	284514	2399550	1821	385192
Medical Education Training & Research(05)	956962	573460	984223	1965831	10552	2940627
Public Health (06)	1215125	142404	690152	1894310	66865	2231986
General (80)	80876	208667	33425	0	12055	5159926
Total –(A)	10105052	2718524	8943923	19335711	1117364	28736637
B-Family Welfare						
Direction & Administration (001)	40174	12329	101775	248811	47734	297505
Training(003)	31435	0	30432	120382	5006	23834
Research & Evaluation(004)	0	0	6470	0	0	0
Rural Family Welfare Services(101)	931402	26387	744052	2559581	70955	2179324
Urban Family Welfare Services(102)	66719	0	56375	113698	4234	307259
Maternity & Child Health(103)	0	0	0	0	0	2114185
Transport (104)	5606	0	0	2922	0	152084
Compensation(105)	0	1527	0	70397	0	251165
Mass Education(106)	0	0	0	6496	0	1873
Selected Area Programmes (108)	0	0	0	0	0	0
Assistance to Public Sector and other Undertakings(190)	0	0	0	0	0	0
Assistance to Local bodies (196)	0	0	0	0	0	0
Other Services and Supplies (200)	2854	9847	31962	25090	0	66131
Tribal Area (796),Special Component Plan for SC (789) & Scheduled Caste Component Plan(793)	525273	0	0	38474	0	397739
International Cooperation(798)	0	0	0	0	0	0
Other Expenditure (800)	0	0	0	1000000	0	180568
Total-(B)	1603463	50090	971066	4185851	127929	5971667
Total –(A+B)	11708515	2768614	9914989	23521562	1245293	34708304
Others	912660	887	930505	772860	7521	1341270
Grand Total	12621175	2769501	10845494	24294422	1252814	36049574

Table: 6 (Cont..) Medical & Public Health Expenditure 2009-10 (Actual) (Rs. in 000)

	Tripura	Uttar Pradesh	Uttarakhand	West Bengal	All States
A-Medical & Public Health	27	28	29	30	31
Urban Health Services Allopathy (01)	950637	10661680	1077341	13462968	136857639
Urban Health Services Other System of Medicine (02)	69292	4472777	727471	683634	17495572
Rural Health Services – Allopathy(03)	1054179	19404169	1769316	8917415	83507342
Rural Health Services -Other System of Medicine(04)	668	2693495	48190	611771	11460258
Medical Education Training & Research(05)	239668	6263515	479622	2627100	40711020
Public Health (06)	261603	2813857	580255	2035848	28155962
General (80)	671	1655673	0	21497	16185426
Total –(A)	2576718	47965166	4682195	28360233	382290719⁽²⁾
B-Family Welfare					
Direction & Administration (001)	39029	285953	67407	141319	2768894
Training(003)	987	106103	10831	46059	1028034
Research & Evaluation(004)	0	0	0	0	7124
Rural Family Welfare Services(101)	132401	4150411	427154	3292601	26521315
Urban Family Welfare Services(102)	1026	304723	23812	57479	1535509
Maternity & Child Health(103)	0	1834876	30	360	6499404
Transport (104)	0	32486	106	0	258417
Compensation(105)	0	0	55	0	387958
Mass Education(106)	0	0	0	0	22082
Selected Area Programmes (108)	0	0	0	369842	543802
Assistance to Public Sector and other Undertakings(190)	0	0	0	0	0
Assistance to Local bodies (196)	0	0	0	0	2539132
Other Services and Supplies (200)	0	1911294	0	60794	2854587
Tribal Area (796),Special Component Plan for SC (789) & Scheduled Caste Component Plan(793)	0	0	7209	26363	1344943
International Cooperation(798)	0	0	0	23093	23093
Other Expenditure (800)	0	3841055	0	0	5240930
Total-(B)	173443	12466901	536604	4017910	57058824
Total –(A+B)	2750161	60432067	5218799	32378143	439349543
Others	23315	466558	48253	984193	20862980
Grand Total	2773476	60898625	5267052	33362336	460212523

Note: Detailed Head wise data not available for Assam & Maharashtra.

(1) Source: Reserve Bank of India

(2)Indicates that row total will differ from that under Col.31 on account of Assam and Maharashtra.

Chart: 6.1 Component wise breakup under Medical and Public Health (2009-10 Actual)

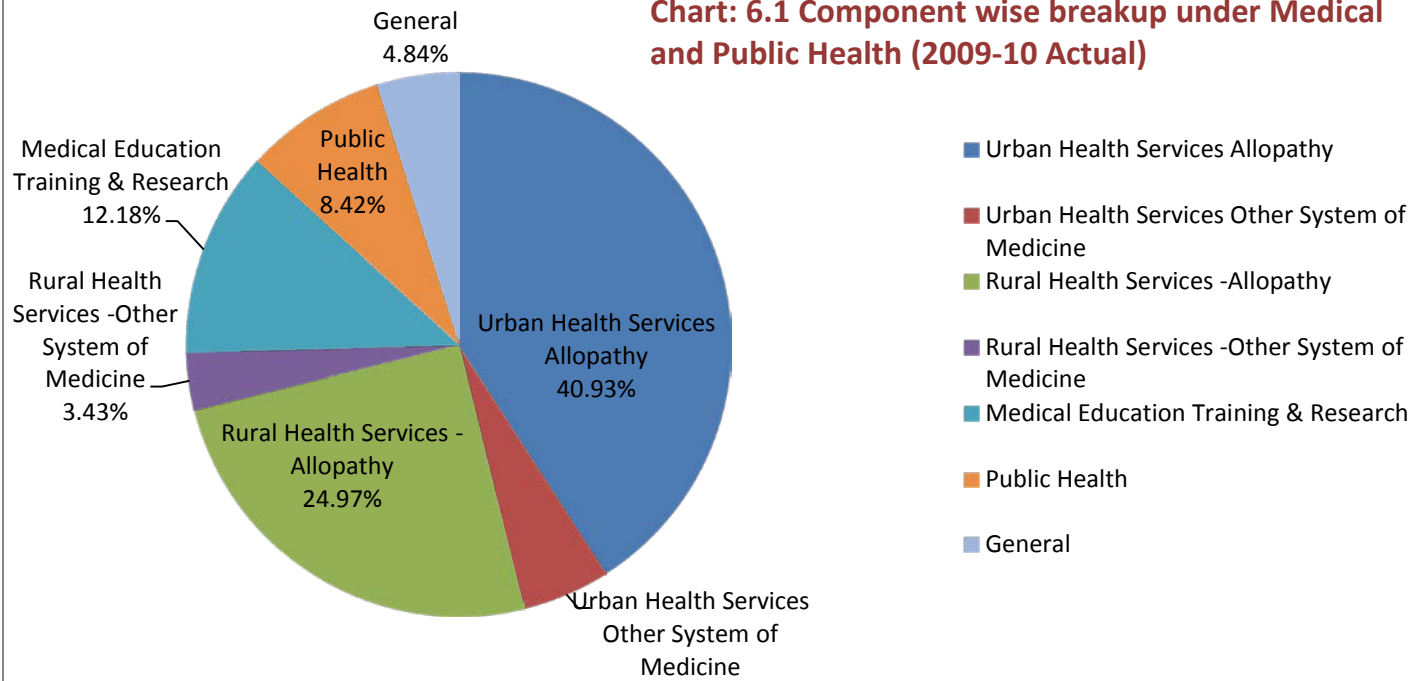
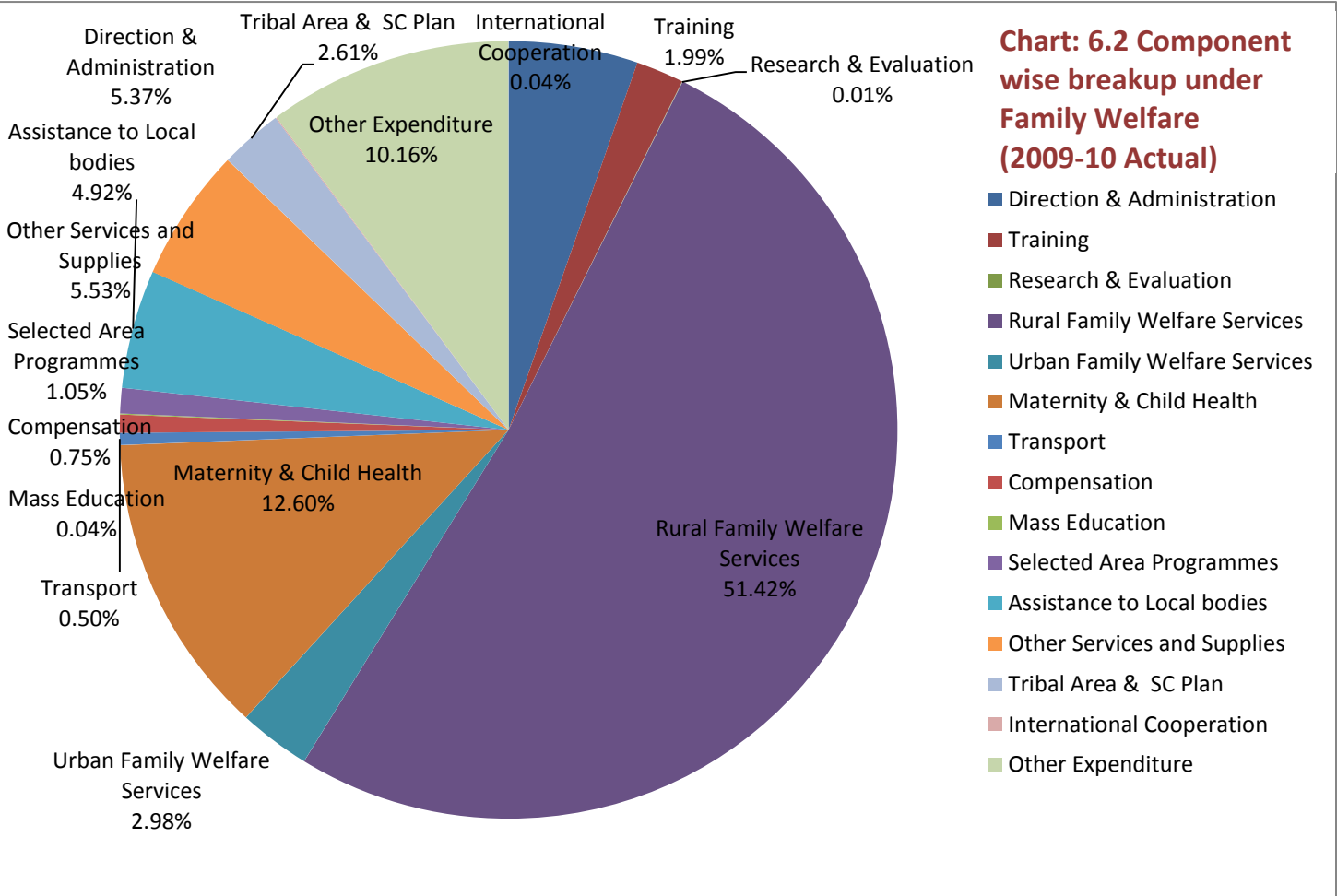


Chart: 6.2 Component wise breakup under Family Welfare (2009-10 Actual)



This excludes Assam and Maharashtra data as it is not available for the year 2009-10.

Table: 7	Medical & Public Health Expenditure 2010-11 (Actual)						(Rs. in 000)
	Andhra Pradesh	Arunachal Pradesh	Assam	Bihar	Chhattisgarh	Delhi	Goa
A-Medical & Public Health	1	2	3	4	5	6	7
Urban Health Services Allopathy (01)	20419398	116572	1680211	4590054	1473597	18015276	1852084
Urban Health Services Other System of Medicine (02)	724517	3442	214111	1322731	622085	756094	37338
Rural Health Services – Allopathy(03)	4538509	1381073	4386863	5493157	3466934	138842	536937
Rural Health Services -Other System of Medicine(04)	365384	74109	127441	106681	467391	6938	0
Medical Education Training & Research(05)	3630295	19799	4142278	1644780	693604	1320996	495826
Public Health (06)	4017292	395450	1523031	528177	578516	2627467	204883
General (80)	970916	326016	70968	519886	114594	379863	272611
Total –(A)	34666311	2316461	12144903	14205466	7416721	23245476	3399679
B-Family Welfare							
Direction & Administration (001)	230050	44182	119704	170097	62352	28227	14627
Training(003)	150904	0	55958	73004	40533	4701	0
Research & Evaluation(004)	0	0	0	811	0	0	0
Rural Family Welfare Services(101)	3713074	28365	1009910	2183952	923145	2736	59361
Urban Family Welfare Services(102)	128955	8652	20547	14870	21443	116905	0
Maternity & Child Health(103)	793225	0	75717	23519	0	18203	0
Transport (104)	15605	317	13026	0	0	0	0
Compensation(105)	17155	0	0	0	3733	0	0
Mass Education(106)	0	0	0	0	0	0	0
Selected Area Programmes (108)	171586	0	0	0	0	0	0
Assistance to Public Sector and other Undertakings(190)	0	0	0	0	0	0	0
Assistance to Local bodies (196)	0	0	0	0	0	0	0
Other Services and Supplies (200)	1158681	0	55118	0	0	0	0
Tribal Area (796),Special Component Plan for SC (789) & Scheduled Caste Component Plan(793)	471474	0	0	0	0	0	0
International Cooperation(798)	0	0	0	0	0	199938	0
Other Expenditure (800)	0	0	0	0	0	0	0
Total-(B)	6850709	81516	1349980	2466253	1051206	370710	73988
Total –(A+B)	41517020	2397977	13494883	16671719	8467927	23616186	3473667
Others	8387409	492036	58132	1302178	176364	2299	6887
Grand Total	49904429	2890013	13553015	17973897	8644291	23618485	3480554

Table: 7 (Cont..)	Medical & Public Health Expenditure 2010-11 (Actual)						(Rs. in 000)
	Gujarat	Haryana	Himachal Pradesh	Jammu Kashmir	Jharkhand	Karnataka	
A-Medical & Public Health	8	9	10	11	12	13	
Urban Health Services Allopathy (01)	13197948	3660847	1750580	1253777	1704052	7345191	
Urban Health Services Other System of Medicine (02)	1813696	89795	808285	242169	1467694	189222	
Rural Health Services – Allopathy(03)	5133315	2380330	2490525	2385197	2528008	3403648	
Rural Health Services -Other System of Medicine(04)	325276	592228	740233	2407531	109862	0	
Medical Education Training & Research(05)	2618042	1927933	1535689	2600174	1070544	4964948	
Public Health (06)	2922637	1155335	137586	354665	545809	1180982	
General (80)	148686	33038	0	0	0	7735111	
Total –(A)	26159600	9839506	7462898	9243513	7425969	24819102	
B-Family Welfare							
Direction & Administration (001)	204540	138988	57836	28966	89318	31305	
Training(003)	137325	45435	22527	3287	30239	94733	
Research & Evaluation(004)	0	0	0	0	0	0	
Rural Family Welfare Services(101)	1832020	632609	481407	72140	477218	0	
Urban Family Welfare Services(102)	114501	22588	87418	0	12945	71048	
Maternity & Child Health(103)	1302918	177838	0	0	116240	42100	
Transport (104)	7587	0	0	1284	0	18148	
Compensation(105)	0	0	0	0	0	0	
Mass Education(106)	0	0	0	0	0	0	
Selected Area Programmes (108)	0	0	0	0	0	83742	
Assistance to Public Sector and other Undertakings(190)	0	0	0	0	0	0	
Assistance to Local bodies (196)	0	0	0	0	0	2805035	
Other Services and Supplies (200)	205607	12060	0	0	14111	0	
Tribal Area (796),Special Component Plan for SC (789) & Scheduled Caste Component Plan(793)	129002	0	46288	0	0	0	
International Cooperation(798)	0	0	0	0	0	0	
Other Expenditure (800)	11400	0	134215	0	0	0	
Total-(B)	3944900	1029518	829691	105677	740071	3146111	
Total –(A+B)	30104500	10869024	8292589	9349190	8166040	27965213	
Others	311472	763045	478561	160798	572622	286701	
Grand Total	30415972	11632069	8771150	9509988	8738662	28251914	

Table: 7 (Cont..)	Medical & Public Health Expenditure 2010-11 (Actual)						(Rs. in 000)
	Kerala	Madhya Pradesh	Maharashtra	Manipur	Meghalaya	Mizoram	Nagaland
A-Medical & Public Health	14	15	16	17	18	19	20
Urban Health Services Allopathy (01)	5032399	8689369	14263220		1035187	638885	185674
Urban Health Services Other System of Medicine (02)	1697556	1719019	1647059		159299	14377	178586
Rural Health Services – Allopathy(03)	3603196	4770055	1368594		994719	658414	148311
Rural Health Services -Other System of Medicine(04)	122148	9111	98199		3497	0	0
Medical Education Training & Research(05)	5072459	1520950	4454012		28099	19543	32975
Public Health (06)	1387953	2085724	19611666		236034	173069	64682
General (80)	1560633	193483	224488		241372	500	0
Total –(A)	18476344	18987711	41667238	2883800⁽¹⁾	2698207	1504788	2281298
B-Family Welfare							
Direction & Administration (001)	101441	17993	766248		58720	51164	16778
Training(003)	20154	216704	3323364		14452	28027	0
Research & Evaluation(004)	0	0	0		0	0	0
Rural Family Welfare Services(101)	1815914	0	64222		184093	148829	110746
Urban Family Welfare Services(102)	0	181332	147103		1673	6121	0
Maternity & Child Health(103)	373	0	537291		10793	2230	3525
Transport (104)	21693	0	0		1814	0	0
Compensation(105)	0	0	8061		0	0	0
Mass Education(106)	1285	45316	0		0	0	0
Selected Area Programmes (108)	0	0	0		0	0	0
Assistance to Public Sector and other Undertakings(190)	0	0	0		0	0	0
Assistance to Local bodies (196)	0	2092897	0		0	0	0
Other Services and Supplies (200)	192145	0	56103		0	0	0
Tribal Area (796),Special Component Plan for SC (789) & Scheduled Caste Component Plan(793)	0	0	0		0	0	0
International Cooperation(798)	0	0	0		0	0	0
Other Expenditure (800)	6829	0	0		565	0	0
Total-(B)	2159834	2554242	4902392	159100⁽¹⁾	272110	236371	131049
Total –(A+B)	20636178	21541953	46569630	3042900	2970317	1741159	2412347
Others	1366	310692	252118	0	15103	89145	742129
Grand Total	20637544	21852645	46821748	3042900	2985420	1830304	3154476

Table: 7 (Cont..) Medical & Public Health Expenditure 2010-11 (Actual)	(Rs. in 000)					
	Odisha	Puducherry	Punjab	Rajasthan	Sikkim	Tamilnadu
A-Medical & Public Health	21	22	23	24	25	26
Urban Health Services Allopathy (01)	4162999	1719113	5343499	7871111	1014954	17576921
Urban Health Services Other System of Medicine (02)	160182	48526	247250	1150131	10651	593237
Rural Health Services – Allopathy(03)	3444432	245868	3192193	5091554	254887	4058877
Rural Health Services -Other System of Medicine(04)	465721	0	308612	2642225	1639	464800
Medical Education Training & Research(05)	1231627	603045	1154275	2128397	7464	3765188
Public Health (06)	1066209	174303	827636	1952334	70197	3117606
General (80)	85308	58422	36598	0	32	7626381
Total –(A)	10616478	2849277	11110063	20835752	1359824	37203010
B-Family Welfare						
Direction & Administration (001)	67842	12220	169585	254469	53013	358973
Training(003)	57608	0	31554	130023	3329	32615
Research & Evaluation(004)	0	0	6641	0	0	0
Rural Family Welfare Services(101)	1189857	29007	917483	2632830	84304	2589971
Urban Family Welfare Services(102)	84740	0	23555	120318	3374	500418
Maternity & Child Health(103)	0	0	0	0	0	2046027
Transport (104)	5390	0	0	3361	0	174127
Compensation(105)	0	0	0	84622	0	248257
Mass Education(106)	0	0	0	0	0	2244
Selected Area Programmes (108)	0	0	0	0	0	0
Assistance to Public Sector and other Undertakings(190)	0	0	0	0	0	0
Assistance to Local bodies (196)	0	0	0	0	0	0
Other Services and Supplies (200)	58639	12504	41591	47484	0	367740
Tribal Area (796),Special Component Plan for SC (789) & Scheduled Caste Component Plan(793)	642972	0	0	42227	0	488178
International Cooperation(798)	0	0	0	0	0	0
Other Expenditure (800)	0	0	0	1465000	0	1526
Total-(B)	2107048	53731	1190409	4780334	144020	6810076
Total –(A+B)	12723526	2903008	12300472	25616086	1503844	44013086
Others	358822	1283	1264603	523839	10908	1789837
Grand Total	13082348	2904291	13565075	26139925	1514752	45802923

Table: 7 (Cont..)	Medical & Public Health Expenditure 2010-11 (Actual)				(Rs. in 000)
	Tripura	Uttar Pradesh	Uttarakhand	West Bengal	All States
A-Medical & Public Health	27	28	29	30	31
Urban Health Services Allopathy (01)	887778	12954674	1474338	14975134	176555912
Urban Health Services Other System of Medicine (02)	51472	1727529	858323	768745	19323121
Rural Health Services – Allopathy(03)	934866	18356978	2263604	8566629	96216515
Rural Health Services -Other System of Medicine(04)	123	3022799	52432	684760	13199140
Medical Education Training & Research(05)	165269	7622161	860255	3315427	58646054
Public Health (06)	253415	3436987	709947	2138682	53478274
General (80)	241	3943750	0	21896	24564793
Total –(A)	2293164	51064878	6218899	30471273	444867609⁽²⁾
B-Family Welfare					
Direction & Administration (001)	49144	333098	43719	153609	3728208
Training(003)	4018	134086	13525	51339	4719444
Research & Evaluation(004)	0	0	0	0	7452
Rural Family Welfare Services(101)	136796	4479144	562517	3766423	30128073
Urban Family Welfare Services(102)	1214	328907	30355	61496	2110478
Maternity & Child Health(103)	0	1753277	46	1223	6904545
Transport (104)	0	31406	8	0	293766
Compensation(105)	0	0	66	0	361894
Mass Education(106)	0	0	0	0	48845
Selected Area Programmes (108)	0	0	0	478879	734207
Assistance to Public Sector and other Undertakings(190)	0	0	0	0	0
Assistance to Local bodies (196)	0	0	0	0	4897932
Other Services and Supplies (200)	0	2159308	1246	2583	4384920
Tribal Area (796),Special Component Plan for SC (789) & Scheduled Caste Component Plan(793)	0	0	0	36353	1856494
International Cooperation(798)	0	0	0	0	199938
Other Expenditure (800)	0	4480145	8915	0	6108595
Total-(B)	191172	13699371	660397	4551905	66643891
Total –(A+B)	2484336	64764249	6879296	35023178	511511500
Others	49607	767673	70754	3435345	22681728
Grand Total	2533943	65531922	6950050	38458523	534193228

Note: Detailed Head wise data not available for Manipur.

(1) Source: Reserve Bank of India

(2)Indicates that row total will differ from that under Col.31 on account of Manipur.

Chart: 7.1 Component wise breakup under Medical and Public Health (2010-11 Actual)

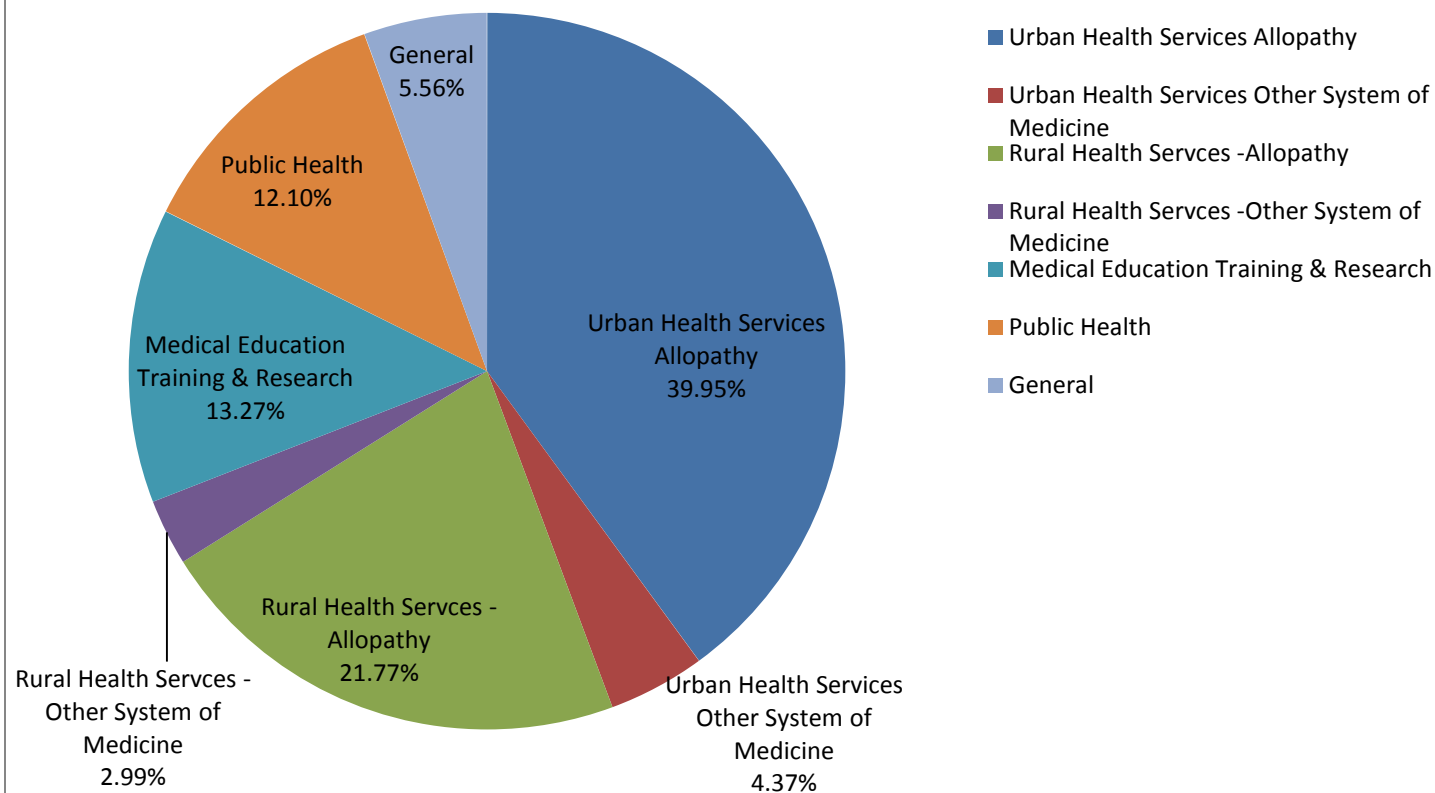
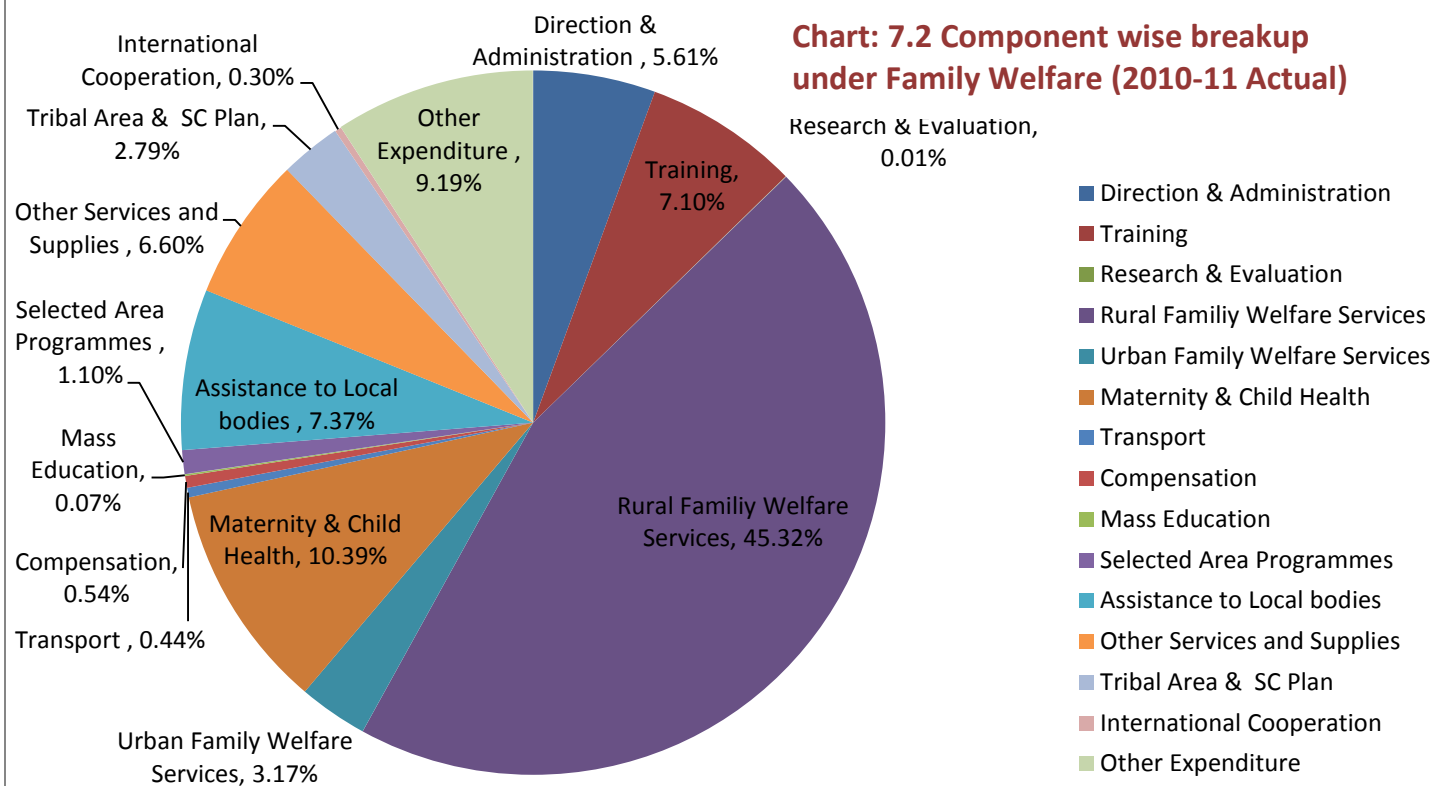


Chart: 7.2 Component wise breakup under Family Welfare (2010-11 Actual)



This excludes Manipur data as it is not available for the year 2010-11.

Table: 8 Medical & Public Health Outlay 2011-12 (Revised Estimates)							(Rs. in 000)	
	Andhra Pradesh	Arunachal Pradesh	Assam	Bihar	Chhattisgarh	Delhi	Goa	
A-Medical & Public Health	1	2	3	4	5	6	7	
Urban Health Services Allopathy (01)	22384009	133009	1954801	9115714	2357790	20913765	2493819	
Urban Health Services Other System of Medicine (02)	1118393	0	40002	1441566	2052396	761875	29766	
Rural Health Services – Allopathy(03)	6802330	1667142	6142870	9713707	5481553	128600	797948	
Rural Health Services -Other System of Medicine(04)	549144	74172	152696	175356	827890	5000	100	
Medical Education Training & Research(05)	3773695	18085	4075910	3105170	1231350	1444550	713747	
Public Health (06)	5513373	435343	1120349	853558	1060551	2560045	250657	
General (80)	3073809	632444	93889	38000	180620	1436770	351463	
Total –(A)	43214753	2960195	13580517	24443071	13192150	27250605	4637500	
B-Family Welfare								
Direction & Administration (001)	358003	58413	139010	333729	89220	30900	16624	
Training(003)	222005	0	86804	147632	60200	6000	0	
Research & Evaluation(004)	0	0	0	1739	0	0	0	
Rural Family Welfare Services(101)	3254438	41134	1643263	3453084	1087470	0	73376	
Urban Family Welfare Services(102)	149809	15876	39217	25097	27960	65500	0	
Maternity & Child Health(103)	967642	0	239950	33491	0	19700	0	
Transport (104)	20000	0	0	0	0	0	0	
Compensation(105)	69480	0	0	0	13000	0	0	
Mass Education(106)	0	0	0	0	0	0	0	
Selected Area Programmes (108)	124000	0	0	0	0	0	0	
Assistance to Public Sector and other Undertakings(190)	0	0	0	0	0	0	0	
Assistance to Local bodies (196)	0	0	0	0	0	0	0	
Other Services and Supplies (200)	1241706	0	0	0	0	0	0	
Tribal Area (796),Special Component Plan for SC (789) & Scheduled Caste Component Plan(793)	1918205	0	0	0	0	0	0	
International Cooperation(798)	0	0	0	0	0	200000	0	
Other Expenditure (800)	0	0	0	0	11500	0	0	
Total-(B)	8325288	115423	2148244	3994772	1289350	322100	90000	
Total –(A+B)	51540041	3075618	15728761	28437843	14481500	27572705	4727500	
Others	11043522	230454	3426524	2628334	288565	5000	7260	
Grand Total	62583563	3306072	19155285	31066177	14770065	27577705	4734760	

Table: 8 (Cont..) Medical & Public Health Outlay 2011-12 (Revised Estimates) (Rs. in 000)						
	Gujarat	Haryana	Himachal Pradesh	Jammu Kashmir	Jharkhand	Karnataka
A-Medical & Public Health	8	9	10	11	12	13
Urban Health Services Allopathy (01)	13429927	5045172	1586725	5389056	3204629	7489150
Urban Health Services Other System of Medicine (02)	2888975	87135	745100	283013	3415176	148041
Rural Health Services – Allopathy(03)	5903070	2829841	2654191	3277822	3593444	3277543
Rural Health Services -Other System of Medicine(04)	474206	646186	727176	3225677	165027	20000
Medical Education Training & Research(05)	3454593	3655587	1676726	3810718	1272361	7361633
Public Health (06)	3267917	1389187	204102	531613	693440	1562933
General (80)	110712	38763	0	0	0	9595741
Total –(A)	29529400	13691871	7594020	16517899	12344077	29455041
B-Family Welfare						
Direction & Administration (001)	242504	164808	62687	89589	139879	50396
Training(003)	590879	58796	19545	8477	71812	107849
Research & Evaluation(004)	0	0	0	0	0	0
Rural Family Welfare Services(101)	1943692	742084	450247	131636	1708041	0
Urban Family Welfare Services(102)	386948	29001	80394	0	49495	225063
Maternity & Child Health(103)	1172935	174440	0	0	118422	38868
Transport (104)	14707	0	0	1820	0	20800
Compensation(105)	0	0	827	0	0	0
Mass Education(106)	0	0	0	0	0	0
Selected Area Programmes (108)	0	0	0	0	0	91714
Assistance to Public Sector and other Undertakings(190)	0	0	0	0	0	0
Assistance to Local bodies (196)	0	0	0	0	0	3258458
Other Services and Supplies (200)	199783	8396	0	0	0	40000
Tribal Area (796),Special Component Plan for SC (789) & Scheduled Caste Component Plan(793)	273452	0	39872	0	0	0
International Cooperation(798)	0	0	0	0	0	0
Other Expenditure (800)	11400	0	279980	0	0	0
Total-(B)	4836300	1177525	933552	231522	2087649	3833148
Total –(A+B)	34365700	14869396	8527572	16749421	14431726	33288189
Others	133814	1204475	879653	220642	561903	523761
Grand Total	34499514	16073871	9407225	16970063	14993629	33811950

Table: 8 (Cont..) Medical & Public Health Outlay 2011-12 (Revised Estimates)							(Rs. in 000)
	Kerala	Madhya Pradesh	Maharashtra	Manipur	Meghalaya	Mizoram	Nagaland
A-Medical & Public Health	14	15	16	17	18	19	20
Urban Health Services Allopathy (01)	8015234	11831438	18066996		1392229	824745	1498621
Urban Health Services Other System of Medicine (02)	2458583	3330217	2206894		133655	5549	6949
Rural Health Services – Allopathy(03)	4487354	5707115	2659689		824632	786995	772249
Rural Health Services -Other System of Medicine(04)	120134	29353	116089		4000	0	0
Medical Education Training & Research(05)	5532567	1749986	5200845		47973	19270	25728
Public Health (06)	2394563	2582829	23512710		246791	204621	292760
General (80)	2004365	201930	1076057		535883	10000	
Total –(A)	25012800	25432868	52839280	4229900⁽¹⁾	3185163	1851180	2596307
B-Family Welfare							
Direction & Administration (001)	142900	27240	829223		52885	57726	91324
Training(003)	30500	305155	3667245		0	10610	0
Research & Evaluation(004)	0	0	0		0	0	0
Rural Family Welfare Services(101)	2074527	0	76477		212691	128622	103630
Urban Family Welfare Services(102)	0	245900	300000		3550	7189	0
Maternity & Child Health(103)	1000	0	502395		6580	3210	7475
Transport (104)	36000	0	0		1869	0	0
Compensation(105)	0	0	13986		592	0	0
Mass Education(106)	1000	46840	2600		0	0	0
Selected Area Programmes (108)	0	0	0		0	0	0
Assistance to Public Sector and other Undertakings(190)	0	0	0		0	0	0
Assistance to Local bodies (196)	0	2890500	0		0	0	0
Other Services and Supplies (200)	276944	0	73991		5000	0	0
Tribal Area (796),Special Component Plan for SC (789) & Scheduled Caste Component Plan(793)	0	0	0		0	0	0
International Cooperation(798)	0	0	0		0	0	0
Other Expenditure (800)	12500	0	0		5000	0	0
Total-(B)	2575371	3515635	5465917	187700⁽¹⁾	288167	207357	202429
Total –(A+B)	27588171	28948503	58305197	4417600	3473330	2058537	2798736
Others	322590	426839	283521	0	41912	109460	846678
Grand Total	27910761	29375342	58588718	4417600	3515242	2167997	3645414

Table: 8 (Cont..) Medical & Public Health Outlay 2011-12 (Revised Estimates)	(Rs. in 000)					
	Odisha	Puducherry	Punjab	Rajasthan	Sikkim	Tamilnadu
A-Medical & Public Health	21	22	23	24	25	26
Urban Health Services Allopathy (01)	4812348	1862923	7761212	10000686	1771506	17113991
Urban Health Services Other System of Medicine (02)	408212	59500	400722	1463253	18200	700265
Rural Health Services –Allopathy(03)	4163596	242411	5480691	6705313	243779	4854714
Rural Health Services -Other System of Medicine(04)	508544	0	417418	3209575	11000	556518
Medical Education Training & Research(05)	1347073	1123156	1651187	3265152	6595	4549382
Public Health (06)	1652513	178874	1163017	3882611	70215	3575344
General (80)	101922	69841	55591	50000	0	5972032
Total –(A)	12994208	3536705	16929838	28576590	2121295	37322246
B-Family Welfare						
Direction & Administration (001)	74597	14054	196531	49321	47008	387935
Training(003)	53823	0	49110	158571	3525	28769
Research & Evaluation(004)	0	0	11143	0	0	0
Rural Family Welfare Services(101)	1269575	32046	1270086	0	80369	2809035
Urban Family Welfare Services(102)	93719	0	141542	130944	4120	693770
Maternity & Child Health(103)	0	0	0	0	0	1912206
Transport (104)	6095	0	0	6850	0	202703
Compensation(105)	0	0	0	66363	0	269940
Mass Education(106)	0	0	0	9730	0	2123
Selected Area Programmes (108)	0	0	0	0	0	0
Assistance to Public Sector and other Undertakings(190)	0	0	0	0	0	0
Assistance to Local bodies (196)	0	0	0	3467721	0	0
Other Services and Supplies (200)	180000	11792	63897	60000	0	99415
Tribal Area (796),Special Component Plan for SC (789) & Scheduled Caste Component Plan(793)	823416	0	0	1270852	0	544777
International Cooperation(798)	0	0	0	0	0	0
Other Expenditure (800)	0	0	0	2801074	0	1000
Total-(B)	2501225	57892	1732309	8021426	135022	6951673
Total –(A+B)	15495433	3594597	18662147	36598016	2256317	44273919
Others	361432	1437	1586094	606882	14891	1867058
Grand Total	15856865	3596034	20248241	37204898	2271208	46140977

Table: 8 (Cont..) Medical & Public Health Outlay 2011-12 (Revised Estimates)					(Rs. in 000)
	Tripura	Uttar Pradesh	Uttarakhand	West Bengal	All States
A-Medical & Public Health	27	28	29	30	31
Urban Health Services Allopathy (01)	1655902	17772404	1718125	16956876	218552802
Urban Health Services Other System of Medicine (02)	477505	3076209	1079172	887829	29724152
Rural Health Services –Allopathy(03)	1334331	20330876	2836294	10045257	123745357
Rural Health Services -Other System of Medicine(04)	479	3821737	88010	827047	16752534
Medical Education Training & Research(05)	198010	9867430	1085956	3694043	74958478
Public Health (06)	241114	3945339	833071	2642230	66861670
General (80)	1565	86032	0	31166	25748595
Total –(A)	3908906	58900027	7640628	35084448	560573488⁽²⁾
B-Family Welfare					
Direction & Administration (001)	45202	409528	61960	164329	4427525
Training(003)	7749	217131	22121	58363	5992671
Research & Evaluation(004)	0	0	0	0	12882
Rural Family Welfare Services(101)	112129	4744652	737461	2916067	31095832
Urban Family Welfare Services(102)	2010	397342	33424	100072	3247942
Maternity & Child Health(103)	750	2109935	0	1345	7310344
Transport (104)	0	35000	0	0	345844
Compensation(105)	0	0	0	105	434293
Mass Education(106)	0	0	0	0	62293
Selected Area Programmes (108)	0	0	0	444499	660213
Assistance to Public Sector and other Undertakings(190)	0	0	0	0	0
Assistance to Local bodies (196)	0	0	0	0	9616679
Other Services and Supplies (200)	0	2472655	1	1677	4735257
Tribal Area (796),Special Component Plan for SC (789) & Scheduled Caste Component Plan(793)	0	0	13446	668148	5552168
International Cooperation(798)	0	0	0	0	200000
Other Expenditure (800)	860	3950001	0	0	7073315
Total-(B)	168700	14336244	868413	4354605	80954958
Total –(A+B)	4077606	73236271	8509041	39439053	641528446
Others	40796	756610	85364	802494	29307965
Grand Total	4118402	73992881	8594405	40241547	670836411

Note: Detailed Head wise data not available for Manipur.

(1) Source: Reserve Bank of India

(2)Indicates that row total will differ from that under Col.31 on account of Manipur

Chart: 8.1 Component wise breakup under Medical and Public Health (2011-12 RE)

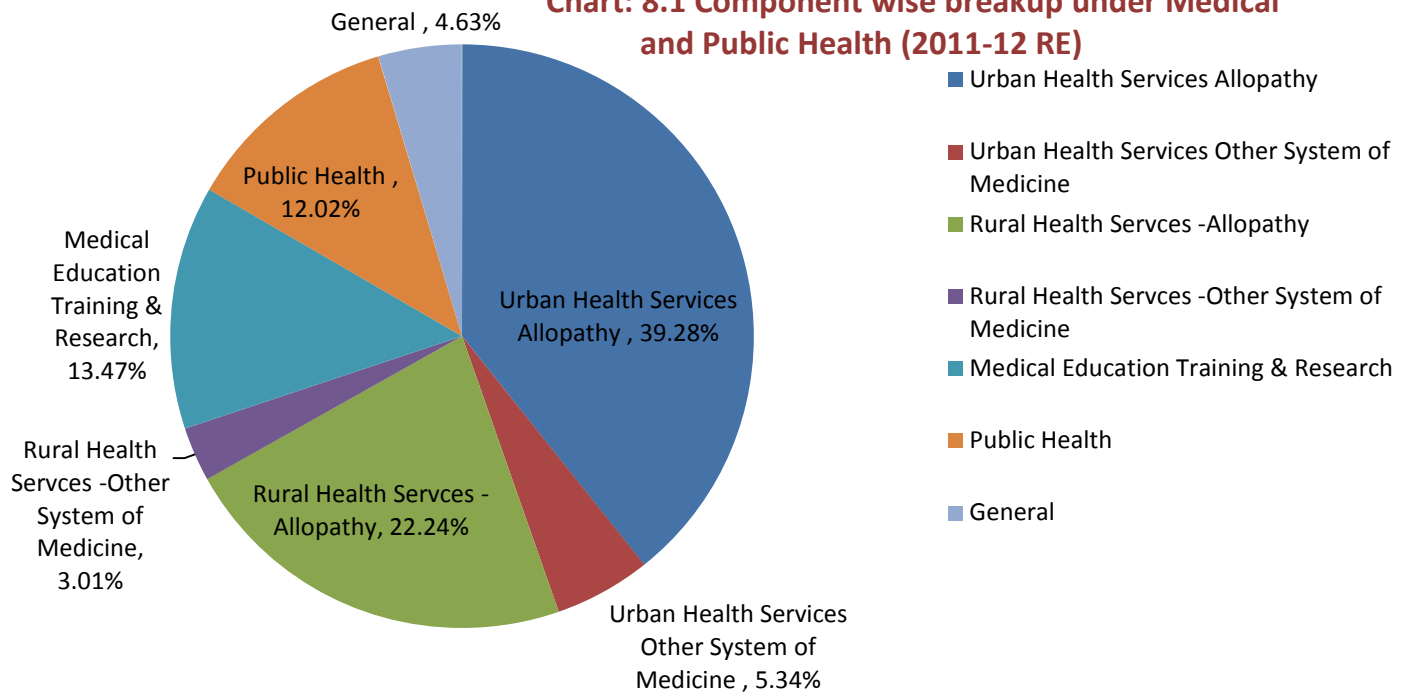
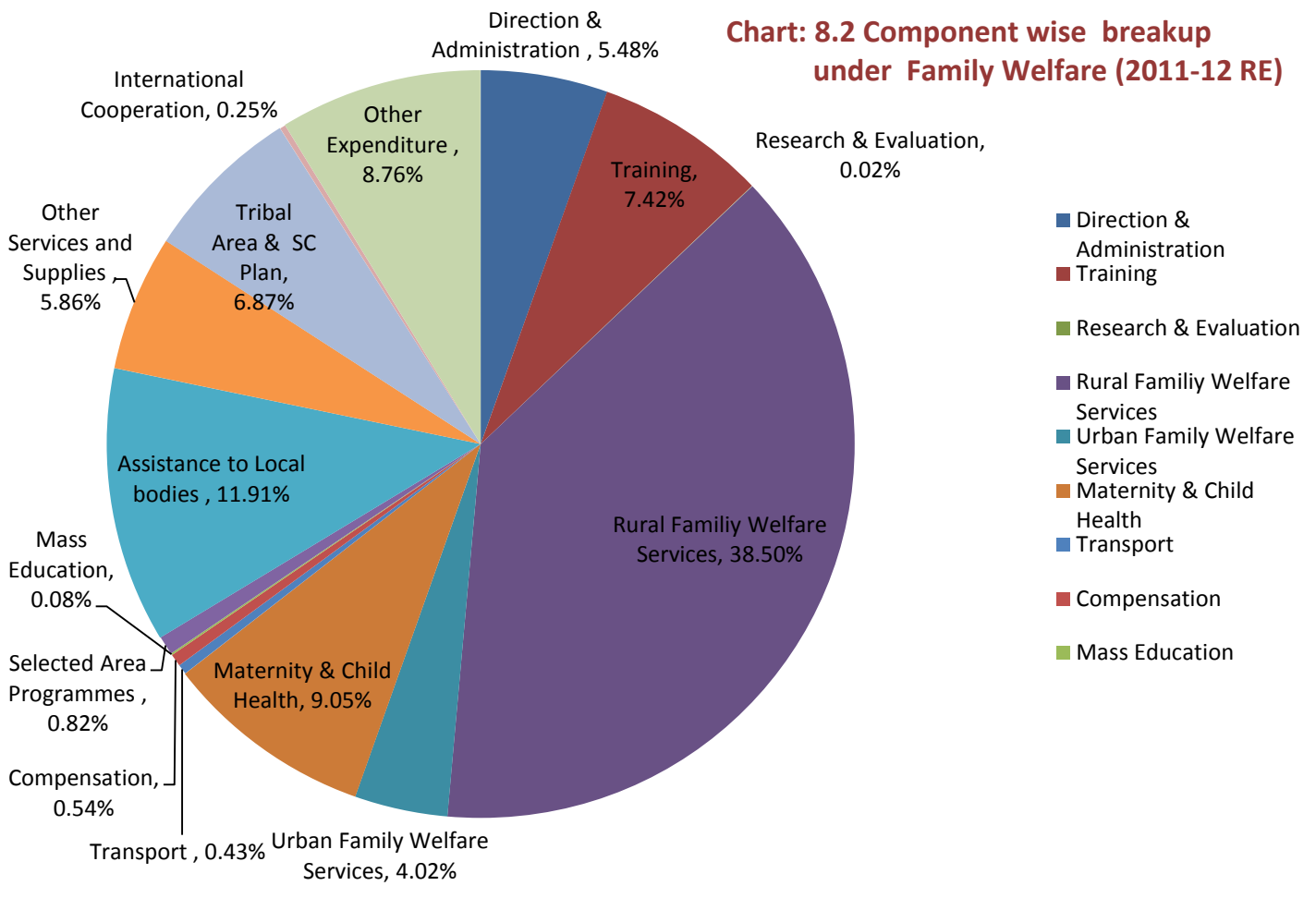


Chart: 8.2 Component wise breakup under Family Welfare (2011-12 RE)



This excludes Manipur data as it is not available for the year 2011-12.

Table: 9	Medical & Public Health Outlay 2012-13 (Budget Estimates)						(Rs. in 000)	
	Andhra Pradesh	Arunachal Pradesh	Assam	Bihar	Chhattisgarh	Delhi	Goa	
A-Medical & Public Health	1	2	3	4	5	6	7	
Urban Health Services Allopathy (01)	25499952	115176	2151953	8723103	2867140	27400767	2378197	
Urban Health Services Other System of Medicine (02)	1211736	0	36900	1863121	1567822	898752	80818	
Rural Health Services – Allopathy(03)	7692314	1573201	6784833	10977903	5308930	455000	765625	
Rural Health Services -Other System of Medicine(04)	600154	89122	179442	156809	853700	5000	100	
Medical Education Training & Research(05)	4450722	26440	4426335	3816782	1240110	1633020	689662	
Public Health (06)	6267929	437670	1354540	807990	1669351	1913221	268175	
General (80)	3376782	23000	102418	0	286850	329020	203043	
Total –(A)	49099589	2264609	15036421	26345708	13793903	32634780	4385620	
B-Family Welfare								
Direction & Administration (001)	392304	60000	139010	370543	103540	40300	20374	
Training(003)	237830	0	86804	165620	67830	6000	0	
Research & Evaluation(004)	0	0	0	1960	0	0	0	
Rural Family Welfare Services(101)	3467750	22549	1929019	3732137	1179390	1600	89626	
Urban Family Welfare Services(102)	165115	25000	39217	28390	27400	89800	0	
Maternity & Child Health(103)	967833	0	242303	33491	0	24000	0	
Transport (104)	20000	0	18030	0	0	0	0	
Compensation(105)	69480	0	0	0	13000	0	0	
Mass Education(106)	0	0	0	0	0	0	0	
Selected Area Programmes (108)	189000	0	0	0	0	0	0	
Assistance to Public Sector and other Undertakings(190)	0	0	0	0	0	0	0	
Assistance to Local bodies (196)	0	0	0	0	0	0	0	
Other Services and Supplies (200)	2310151	0	99814	0	0	0	0	
Tribal Area (796),Special Component Plan for SC (789) & Scheduled Caste Component Plan(793)	2163374	0	0	0	0	0	0	
International Cooperation(798)	0	0	0	0	0	0	0	
Other Expenditure (800)	0	0	0	0	24500	250000	0	
Total-(B)	9982837	107549	2554197	4332141	1415660	411700	110000	
Total –(A+B)	59082426	2372158	17590618	30677849	15209563	33046480	4495620	
Others	14898243	86336	4408505	2251571	311163	5000	12560	
Grand Total	73980669	2458494	21999123	32929420	15520726	33051480	4508180	

Table: 9 (Cont..) Medical & Public Health Outlay 2012-13 (Budget Estimates) (Rs. in 000)						
	Gujarat	Haryana	Himachal Pradesh	Jammu Kashmir	Jharkhand	Karnataka
A-Medical & Public Health	8	9	10	11	12	13
Urban Health Services Allopathy (01)	17646642	5535437	2262833	5455521	2418108	9070130
Urban Health Services Other System of Medicine (02)	4049720	108763	962397	303455	3629194	212434
Rural Health Services – Allopathy(03)	8679027	3416081	3250894	3480937	3511162	7114700
Rural Health Services -Other System of Medicine(04)	523025	806036	918326	3553200	113729	110000
Medical Education Training & Research(05)	3654413	3653714	1621183	4199206	1347895	8937673
Public Health (06)	4355887	1633840	212396	608215	690549	3546131
General (80)	83686	42910	0	0	0	9618475
Total –(A)	38992400	15196781	9228029	17600534	11710637	38609543
B-Family Welfare						
Direction & Administration (001)	275831	212537	83562	109082	807320	60989
Training(003)	228100	65998	26561	9780	54313	170809
Research & Evaluation(004)	0	0		0	0	0
Rural Family Welfare Services(101)	2200300	837819	606148	150158	1936420	0
Urban Family Welfare Services(102)	206353	27275	109186	0	93815	190658
Maternity & Child Health(103)	3019235	177838	0	0	116209	6833
Transport (104)	8598	0	0	1820	0	30157
Compensation(105)	0	0	0	0	0	0
Mass Education(106)	0	0	0	0	0	0
Selected Area Programmes (108)	0	0		0	0	129710
Assistance to Public Sector and other Undertakings(190)	0	0	0	0	0	0
Assistance to Local bodies (196)	0	0	0	0	0	3688645
Other Services and Supplies (200)	269783	12060	0	0	0	40000
Tribal Area (796),Special Component Plan for SC (789) & Scheduled Caste Component Plan(793)	741700	0	63557	0	0	0
International Cooperation(798)	0	0	0	0	0	0
Other Expenditure (800)	15000	0	442515	0	0	0
Total-(B)	6964900	1333527	1331529	270840	3008077	4317801
Total –(A+B)	45957300	16530308	10559558	17871374	14718714	42927344
Others	455860	1222698	725315	166229	745139	631088
Grand Total	46413160	17753006	11284873	18037603	15463853	43558432

Table: 9 (Cont..) Medical & Public Health Outlay 2012-13 (Budget Estimates) (Rs. in 000)							
	Kerala	MP	Maharashtra	Manipur	Meghalaya	Mizoram	Nagaland
A-Medical & Public Health	14	15	16	17	18	19	20
Urban Health Services Allopathy (01)	9764640	14108422	21687979		1549353	688581	1374460
Urban Health Services Other System of Medicine (02)	2682521	4009172	2220001		251365	4190	7607
Rural Health Services – Allopathy(03)	4664433	6567192	2260241		960872	821792	870980
Rural Health Services - Other System of Medicine(04)	161444	447991	128953		39500	0	0
Medical Education Training & Research(05)	6710461	2057695	5286806		57460	13640	31778
Public Health (06)	2680027	4259062	27266066		267763	215498	310299
General (80)	2189942	442717	1199630		473280	10050	0
Total –(A)	28853468	31892251	60049676	3392000⁽¹⁾	3599593	1753751	2595124
B-Family Welfare							
Direction & Administration (001)	219500	30510	918561		69721	5500	83550
Training(003)	136800	351170	4738645		28541	2900	0
Research & Evaluation(004)	0	0	0		0	0	0
Rural Family Welfare Services(101)	3236730	0	90872		223305	68985	112304
Urban Family Welfare Services(102)	0	283750	300000		3995	4140	0
Maternity & Child Health(103)	0	0	568301		9959	2660	8475
Transport (104)	40500	0	0		1731	0	0
Compensation(105)	0	0	10000		641	0	0
Mass Education(106)	2900	54086	2600		0	0	0
Selected Area Programmes (108)	0	0	0		0	0	0
Assistance to Public Sector and other Undertakings(190)	0	0	0		0	0	0
Assistance to Local bodies (196)	0	3352500	0		0	0	0
Other Services and Supplies (200)	321843	0	51742		5000	0	0
Tribal Area (796), Special Component Plan for SC (789) & Scheduled Caste Component Plan(793)	0	0	0		0	0	0
International Cooperation(798)	0	0	0		0	0	0
Other Expenditure (800)	27200	0	0		5000	0	0
Total-(B)	3985473	4072016	6680721	187700⁽¹⁾	347893	84185	204329
Total –(A+B)	32838941	35964267	66730397	3579700	3947486	1837936	2799453
Others	334640	472139	313762	0	24128	17060	783054
Grand Total	33173581	36436406	67044159	3579700	3971614	1854996	3582507

Table: 9 (Cont..) Medical & Public Health Outlay 2012-13 (Budget Estimates)						(Rs. in 000)
	Orissa	Puducherry	Punjab	Rajasthan	Sikkim	Tamilnadu
A-Medical & Public Health	21	22	23	24	25	26
Urban Health Services Allopathy (01)	5569095	2279923	12002933	10968489	2015252	18258922
Urban Health Services Other System of Medicine (02)	533435	83960	529411	2040071	5200	980658
Rural Health Services – Allopathy(03)	4667867	295470	6111058	7782462	284775	5089343
Rural Health Services - Other System of Medicine(04)	539356	0	408154	3501949	11000	550074
Medical Education Training & Research(05)	2171902	1277876	1765577	3401913	6047	5006369
Public Health (06)	1830320	292347	1367966	5084556	48955	4322745
General (80)	112454	154581	61268	1	0	10527229
Total –(A)	15424429	4384157	22246367	32779441	2371229	44735340
B-Family Welfare						
Direction & Administration (001)	78534	35641	241404	53973	55544	409889
Training(003)	55208	0	59900	165163	4466	30639
Research & Evaluation(004)	0	0	12256	0	0	0
Rural Family Welfare Services(101)	1317766	9	1654720	0	107035	3102079
Urban Family Welfare Services(102)	98066	0	169828	137092	4355	762680
Maternity & Child Health(103)	0	0	0	0	0	2325562
Transport (104)	6705	0	0	7150	0	216165
Compensation(105)	0	0	0	78608	0	269990
Mass Education(106)	0	0	0	2	0	2218
Selected Area Programmes (108)	0	0	0	0	0	0
Assistance to Public Sector and other Undertakings(190)	0	0	0	0	0	0
Assistance to Local bodies (196)	0	0	0	3610561	0	0
Other Services and Supplies (200)	150000	16599	70235	140000	0	105105
Tribal Area (796), Special Component Plan for SC (789) & Scheduled Caste Component Plan(793)	846013	0	0	557372	0	589121
International Cooperation(798)	0	0	0	0	0	0
Other Expenditure (800)	0	0	0	1163868	0	1000
Total-(B)	2552292	52249	2208343	5913789	171400	7814448
Total –(A+B)	17976721	4436406	24454710	38693230	2542629	52549788
Others	451438	2173	1436522	455345	13670	1898355
Grand Total	18428159	4438579	25891232	39148575	2556299	54448143

Table: 9 (Cont..) Medical & Public Health Outlay 2012-13 (Budget Estimates)					(Rs. in 000)
	Tripura	Uttar Pradesh	Uttarakhand	West Bengal	All States
A-Medical & Public Health	27	28	29	30	31
Urban Health Services Allopathy (01)	1202302	20980094	1778118	19633537	255387059
Urban Health Services Other System of Medicine (02)	184767	3728885	1064715	958147	34209217
Rural Health Services – Allopathy(03)	1110965	24347561	4181369	12016921	145043908
Rural Health Services -Other System of Medicine(04)	479	4949944	89145	955834	19692466
Medical Education Training & Research(05)	208530	11884976	1659759	4605861	85843805
Public Health (06)	294463	4360139	1190931	3277651	80834682
General (80)	12465	87008	0	80410	29417219
Total –(A)	3013971	70338607	9964037	41528361	653820356⁽²⁾
B-Family Welfare					
Direction & Administration (001)	46964	472205	67631	188229	5652748
Training(003)	7749	242678	21660	67586	7032750
Research & Evaluation(004)	0	0	0	0	14216
Rural Family Welfare Services(101)	130477	15147901	845449	4618126	46808674
Urban Family Welfare Services(102)	2010	457000	39167	112000	3376292
Maternity & Child Health(103)	0	4287120	0	1533	11791352
Transport (104)	0	37500	0	0	388356
Compensation(105)	0	0	0	114	441833
Mass Education(106)	0	0	0	0	61806
Selected Area Programmes (108)	0	0	0	0	318710
Assistance to Public Sector and other Undertakings(190)	0	0	0	0	0
Assistance to Local bodies (196)	0	0	0	0	10651706
Other Services and Supplies (200)	0	576093	0	7450	4175875
Tribal Area (796),Special Component Plan for SC (789) & Scheduled Caste Component Plan(793)	0	0	0	761572	5722709
International Cooperation(798)	0	0	0	0	0
Other Expenditure (800)	0	4500001	14607	0	6443691
Total-(B)	187200	25720498	988514	5756610	103068418
Total –(A+B)	3201171	96059105	10952551	47284971	756888774
Others	41610	870779	95994	1633380	34763756
Grand Total	3242781	96929884	11048545	48918351	791652530

Note: Detailed Head wise data not available for Manipur.

(1) Source: Reserve Bank of India

(2)Indicates that row total will differ from that under Col.31 on account of Manipur

Chart: 9.1 Component wise breakup under Medical and Public Health (2012-13 BE)

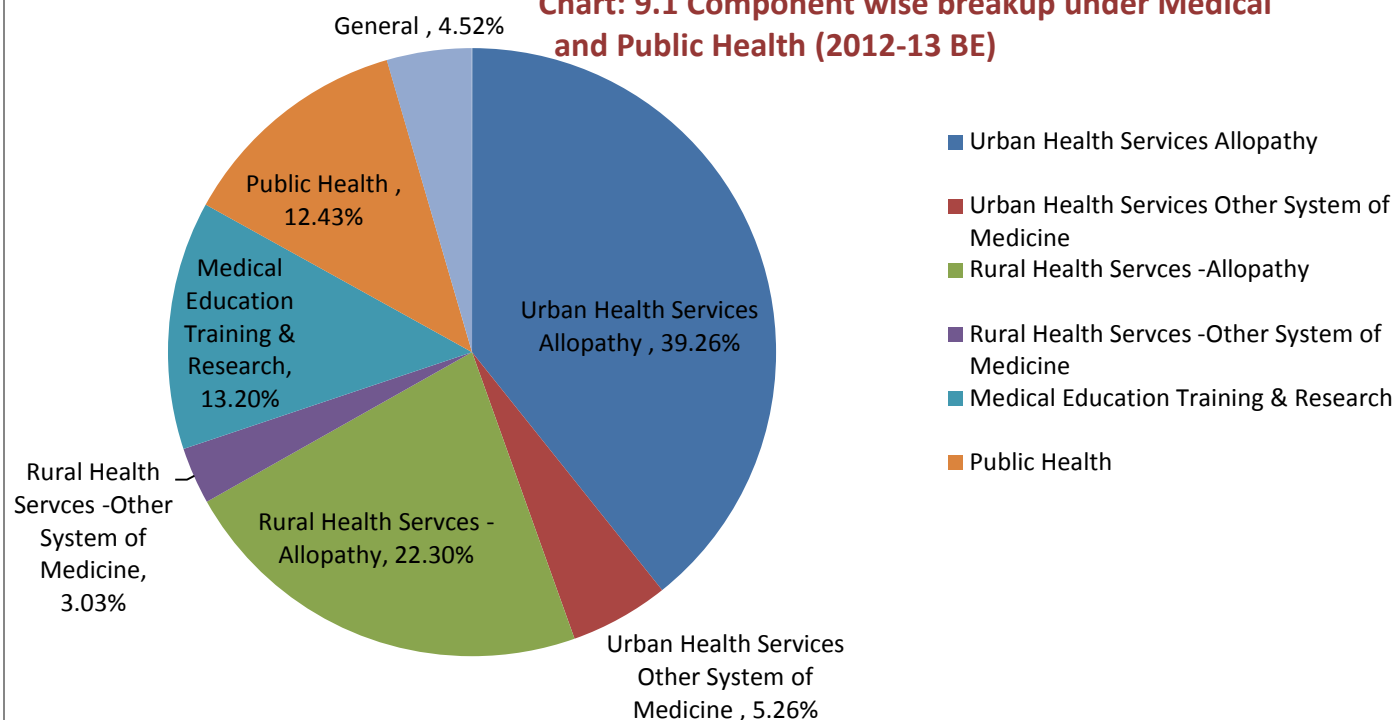
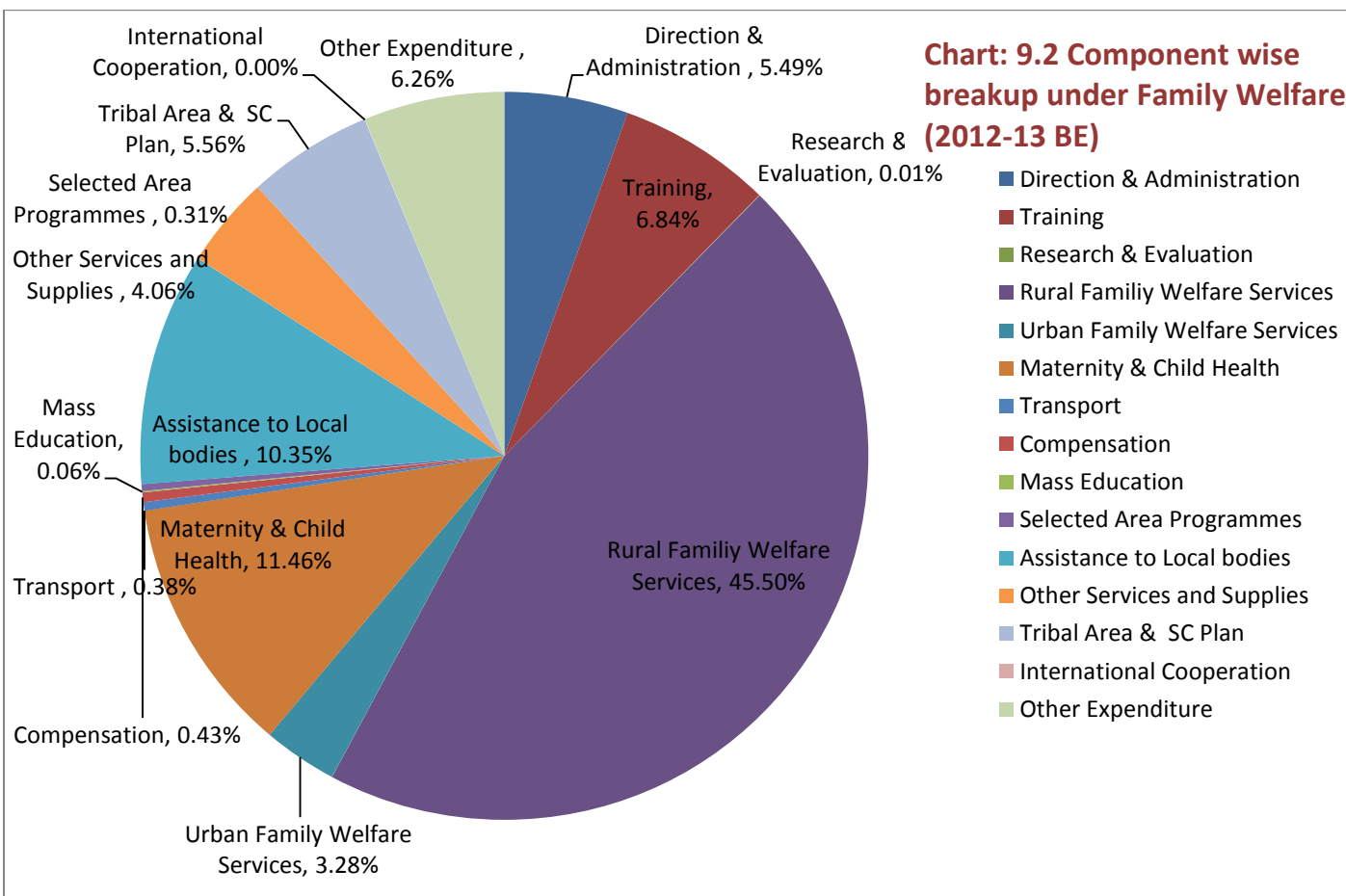


Chart: 9.2 Component wise breakup under Family Welfare (2012-13 BE)



This excludes Manipur data as it is not available for the year 2012-13.

Table: 10

Union Territories

Expenditure/Outlay (in Rs. 000)

	Medical & Public Health Expenditure			
	2009-10(Actual)	2010-11(Actual)	2011-12(Revised Estimates)	2012-13 (Budget Estimates)
Andaman & Nicobar Islands	1,345,429	1,301,498	1,579,441	1,858,536
Lakshadweep	255,883	279,889	323,631	452,959
Chandigarh	1,809,123	2,062,314	2,165,669	2,196,271
Daman & Diu	195,883	210,620	297,740	512,425
Dadra & Nagar Haveli	296,142	274,803	444,887	511,907

Chart 10.1 Percentage Distribution of Public Health Expenditure in Union Territories during 2010-11(Actual)

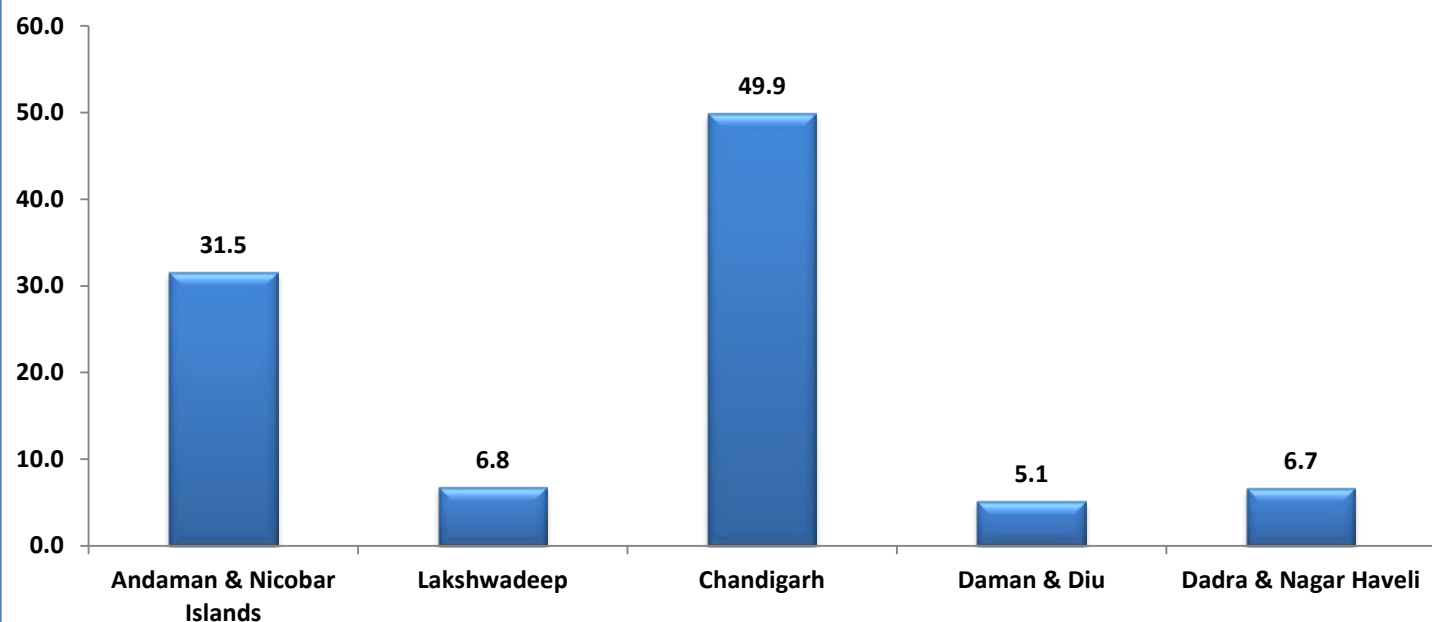
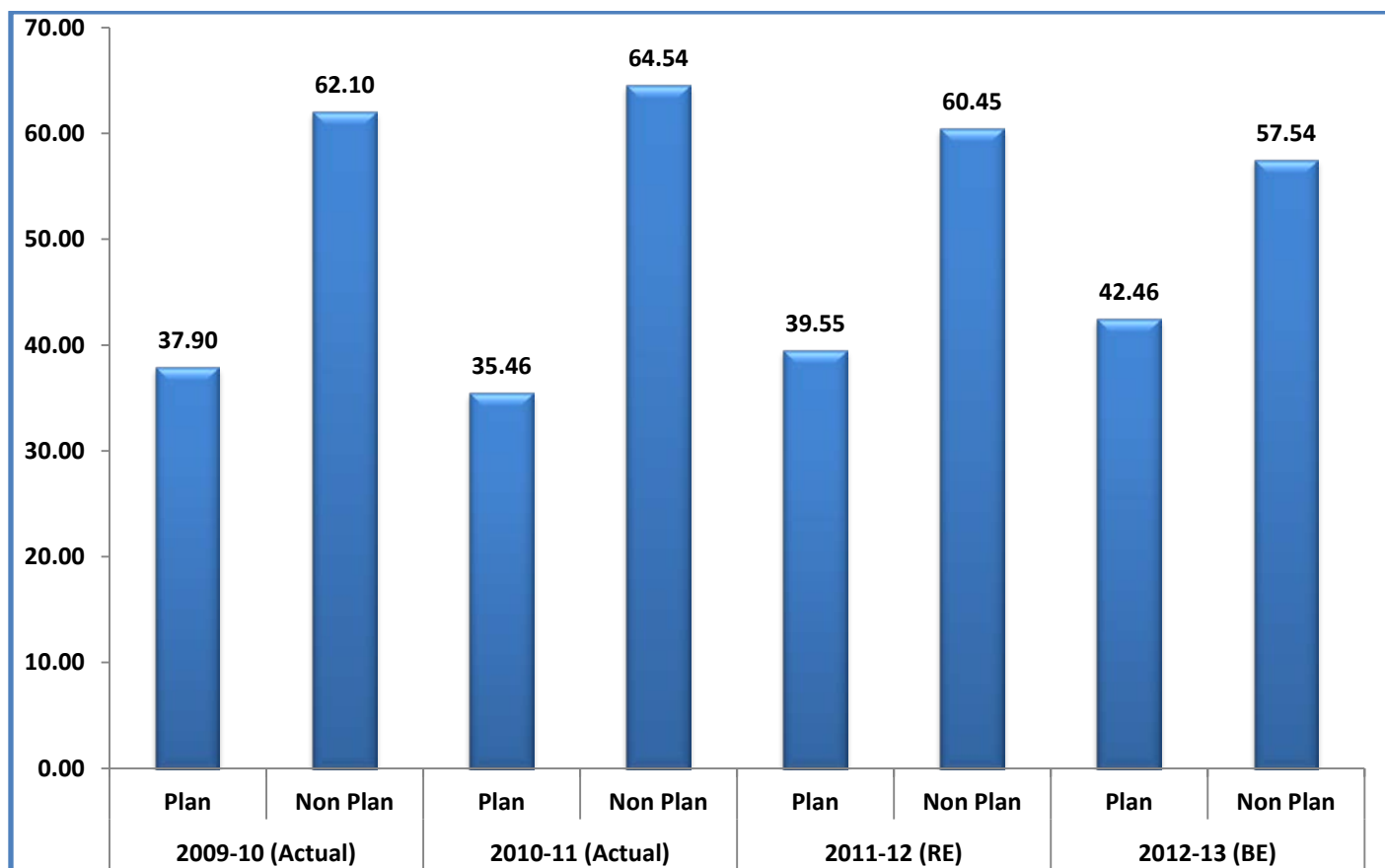


Table: 11	Plan & Non Plan Breakup of Public Health Expenditure by States							(Rs. in 000)	
	2009-10 (Actual)		2010-11 (Actual)		2011-12 (RE)		2012-13 (BE)		
	Plan	Non Plan	Plan	Non Plan	Plan	Non Plan	Plan	Non Plan	
Andhra Pradesh	2,26,32,060	2,05,50,439	2,15,62,390	2,83,42,039	2,60,41,496	3,65,42,067	3,20,32,438	4,19,48,231	
Arunachal Pradesh	5,79,562	17,79,499	6,64,720	22,25,293	12,08,659	20,97,413	5,92,211	18,66,283	
Assam	48,01,800	94,86,100	39,27,448	96,25,567	72,22,172	1,19,33,113	81,16,927	1,38,82,196	
Bihar	32,27,576	1,35,50,036	39,16,037	1,40,57,860	88,27,594	2,22,38,583	1,00,04,055	2,29,25,365	
Chhattisgarh	47,78,192	32,56,468	52,31,026	34,13,265	1,01,83,894	45,86,171	1,05,85,627	49,35,099	
Delhi	1,13,15,459	86,72,633	1,47,27,753	88,90,732	1,73,84,400	1,01,93,305	2,12,47,100	1,18,04,380	
Goa	10,36,127	19,23,406	11,04,800	23,75,754	20,61,800	26,72,960	17,17,100	27,91,080	
Gujarat	1,18,22,667	1,13,58,841	1,70,85,570	1,33,30,402	2,13,63,112	1,31,36,402	3,03,86,130	1,60,27,030	
Haryana	40,06,677	76,30,640	35,16,554	81,15,515	71,85,666	88,88,205	76,39,490	1,01,13,516	
Himachal Pradesh	11,75,001	59,17,640	13,83,785	73,87,365	16,35,622	77,71,603	21,62,719	91,22,154	
Jammu & Kashmir	79,78,309	95,825	-	95,09,988	41,64,668	1,28,05,395	42,91,599	1,37,46,004	
Jharkhand	20,84,594	51,47,584	33,55,243	53,83,419	84,53,450	65,40,179	88,71,368	65,92,485	
Karnataka	1,08,37,378	1,18,27,055	1,43,52,719	1,38,99,195	1,57,05,435	1,81,06,515	2,23,46,030	2,12,12,402	
Kerala	34,50,929	1,37,64,604	42,75,778	1,63,61,766	49,31,541	2,29,79,220	79,67,352	2,52,06,229	
Madhya Pradesh	47,88,647	1,20,91,177	65,31,340	1,53,21,305	1,09,18,745	1,84,56,597	1,42,60,534	2,21,75,872	
Maharashtra	1,10,01,500	2,81,11,700	1,25,28,835	3,42,92,913	1,93,58,762	3,92,29,956	2,56,71,654	4,13,72,505	
Manipur	12,35,890	8,46,716	17,39,600	13,03,300	31,06,200	13,11,400	22,13,800	13,65,900	
Meghalaya	10,98,002	12,23,877	15,02,093	14,83,327	23,20,080	11,95,162	22,40,486	17,31,128	
Mizoram	19,03,868	6,76,477	9,68,596	8,61,708	11,56,077	10,11,920	9,29,541	9,25,455	
Nagaland	4,90,455	19,22,644	5,96,375	25,58,101	7,80,826	28,64,588	5,37,150	30,45,357	
Odisha	33,07,347	93,13,828	36,56,061	94,26,287	51,40,880	1,07,15,985	62,47,442	1,21,80,717	
Puducherry	16,19,537	11,49,964	15,65,477	13,38,814	23,15,294	12,80,740	24,39,974	19,98,605	
Punjab	9,80,279	98,65,215	17,40,133	1,18,24,942	44,31,529	1,58,16,712	94,29,367	1,64,61,865	
Rajasthan	65,01,781	1,77,92,641	76,89,263	1,84,50,662	1,61,23,486	2,10,81,412	1,40,54,870	2,50,93,705	
Sikkim	5,03,909	7,48,905	8,35,506	6,79,246	15,20,190	7,51,018	17,06,637	8,49,662	
Tamil Nadu	1,46,26,120	2,14,23,454	1,91,88,225	2,66,14,698	1,72,58,103	2,88,82,874	2,20,34,041	3,24,14,102	
Tripura	16,18,448	11,55,028	14,07,969	11,25,974	30,12,680	11,05,722	18,51,261	13,91,520	
Uttar Pradesh	2,47,86,945	3,61,11,680	2,36,27,033	4,19,04,889	2,82,18,842	4,57,74,039	4,42,15,660	5,27,14,224	
Uttarakhand	17,41,035	35,26,017	29,10,643	40,39,407	39,03,992	46,90,413	56,28,328	54,20,217	
West Bengal	85,13,250	2,48,49,086	78,43,756	3,06,14,767	93,71,752	3,08,69,795	1,47,43,684	3,41,74,667	
All States	17,44,43,344	28,57,69,179	18,94,34,728	34,47,58,500	26,53,06,947	40,55,29,464	33,61,64,575	45,54,87,955	

Chart: 11.1 Percent distribution of Plan & Non Plan expenditure in Total Public Health Expenditure of States.



NHA TEAM
Ministry of Health & Family Welfare
Nirman Bhawan
New Delhi

Smt. Sheela Prasad
Economic Adviser
Ministry of Health & Family Welfare
Government of India

Sh. J. Rajesh Kumar
Joint Director
Ministry of Health & Family Welfare
Government of India

Sh. J P Meena
Deputy Director
Ministry of Health & Family Welfare
Government of India

Sh. R. S Sharma
SSO
Ministry of Health & Family Welfare
Government of India

Sh. Amit Kumar
Research Analyst
National Health Accounts Cell
Ministry of Health & Family Welfare

Smt. Poonam Arya
Research Analyst
National Health Accounts Cell
Ministry of Health & Family Welfare

Sh. Mohan Chandra Tiwari
Support Staff
National Health Accounts Cell
Ministry of Health & Family Welfare